

Regency Railings

PREFABRICATED ORNAMENTAL IRON COMPONENTS



183 Cole Street • Dallas, Texas 75207
Phone: 214.742.9408 • Fax: 214.742.9402
www.regencyrailings.com



REGENCY RAILINGS, INC.

Regency Railings has developed an innovative and patented series of prefabricated hand forged decorative ironwork components expressly for home builders and wood stair companies. You now have the opportunity to offer a custom designed **handforged iron railing system at a fraction of the cost.**

This innovative balustrade system is beyond compare. The designs included within this brochure were developed to be installed directly into a closed stringer staircase and wooden handrail to eliminate all need for welding. **Regency Railings' components are not designed to be installed directly into stair treads.** If you are still specifying open stringers, you now have a reason to change.

Regency Railings engineers all designs to pass the 4" sphere code and 2000 IRC rail height requirements when installed in accordance with the layouts depicted within the brochure. However, it is the sole responsibility of the builder, stair company, architect, designer, and installer to familiarize themselves and comply with these national building codes and any local code which may differ.


Regency Railings offers components for virtually any staircase regardless of radius or slope and any level railing regardless of radius with the following limitations. Regency Railings' components are designed for use on any incline radius greater than 30" and degree of incline 48 degrees or less and any level railing radius greater than 28". Use on a tighter radius or greater degree of incline might require significant modification to allow installation and to pass the 4" sphere code.



U.S. Pat.
No. 5,827,111
No. 6,059,269

4

Tuscany ©



U.S. Pat.
No. 5,820,111
No. 6,059,269
Tuscany ©



Regency Railings

Tuscany

Scale: 3/4"=1'-0"

U.S. PATENT #5,820,111
U.S. PATENT #6,059,269



30° ANGLE

2-3/4" WOODEN HANDRAIL
30" BALUSTER SPACE
4" CLOSED STRINGER (VERTICAL)

WILL CLEAR
4" CODE




40° ANGLE

3" WOODEN HANDRAIL
30" BALUSTER SPACE
4" CLOSED STRINGER (VERTICAL)

WILL CLEAR
4" CODE



RIGHT TERMINATION
LEFT SIDE VIEW



BALCONY

3" WOODEN HANDRAIL
33" BALUSTER SPACE

WILL CLEAR
4" CODE

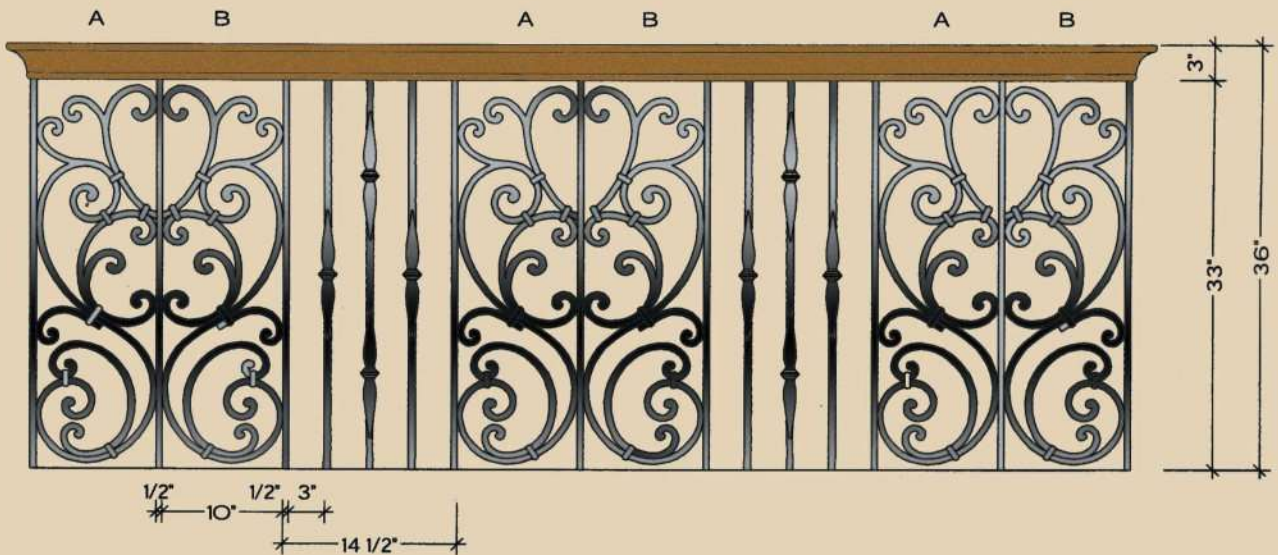
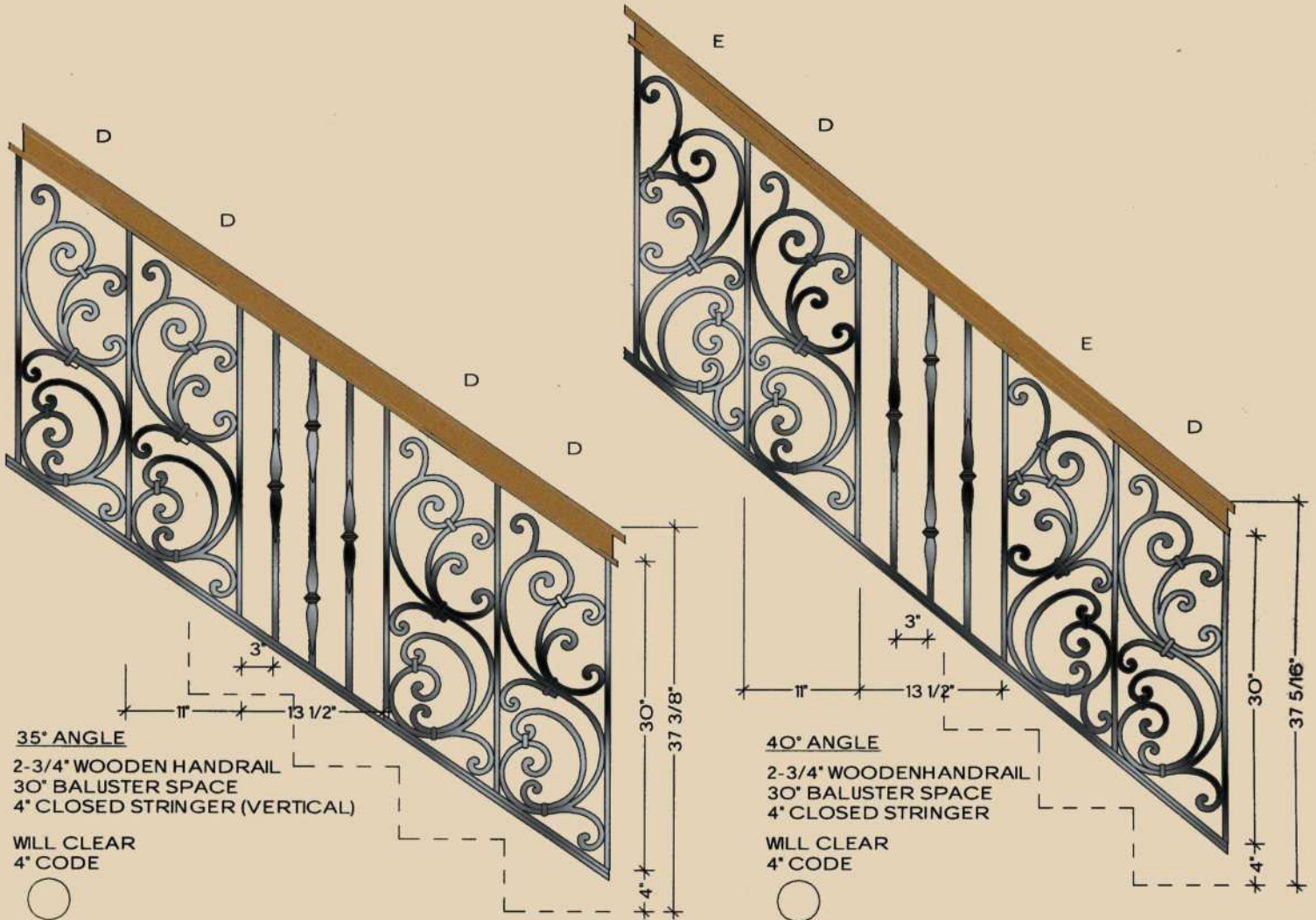


Regency Railings

Tuscany w/ verticals

Scale: 3/4"=1'-0"

U.S. PATENT #5,820,111
U.S. PATENT #6,059,269

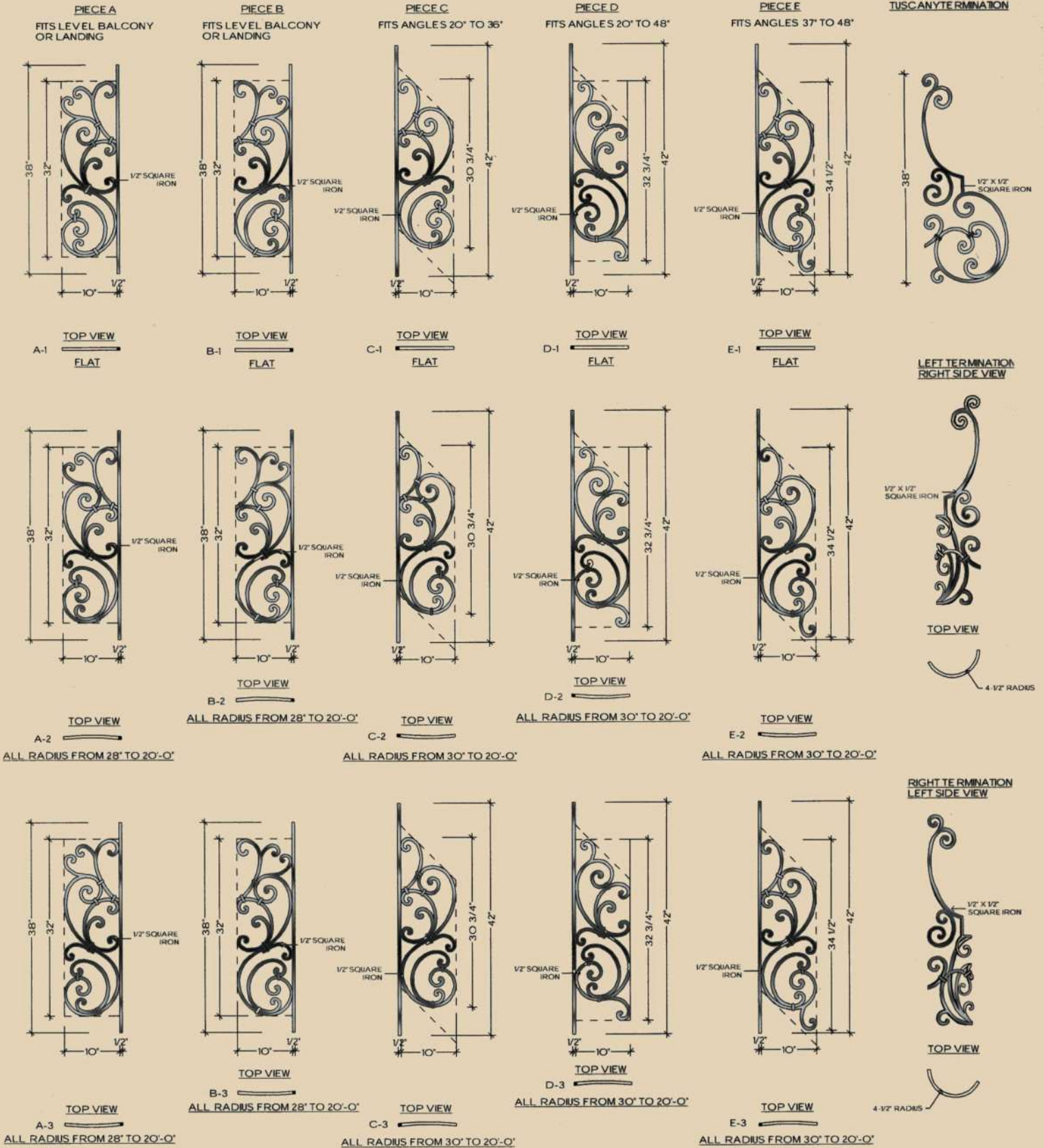


Regency Railings

Tuscany

Scale: 1/2"=1'-0"

U.S. PATENT #5,820,111
U.S. PATENT #6,059,269



Regency Railings

© 1996

U.S. PATENT #5,820,111
U.S. PATENT #6,059,269

NEW

Tuscany Single Panel Vertical

Scale: 1 1/2"=1'-0"

Tuscany - SPV1



TOP VIEW



FLAT

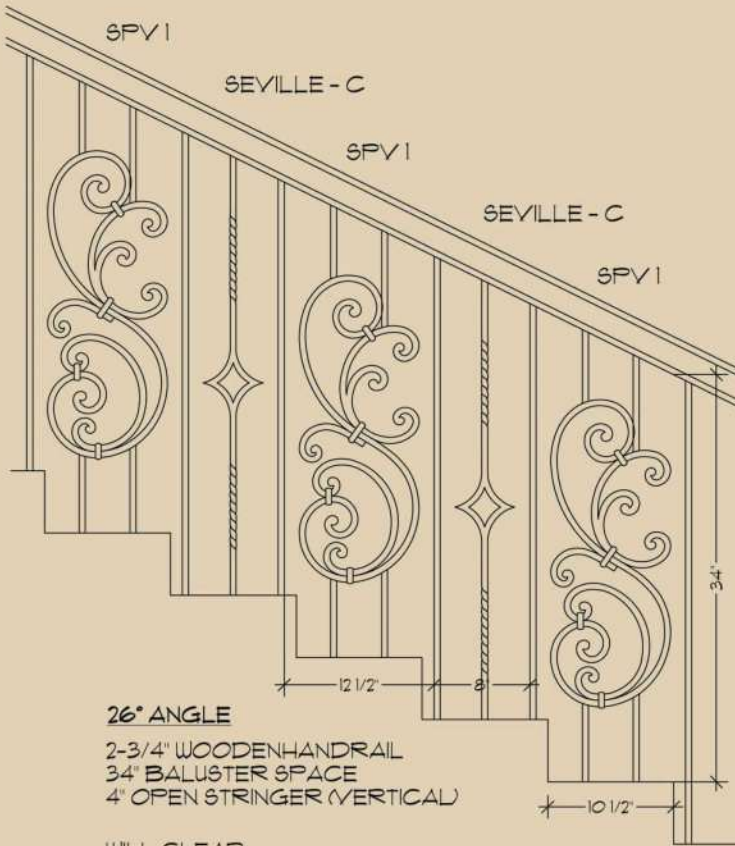
FITS LEVEL BALCONY AND
ALL ANGLES UP TO 48 DEGREES

Regency Railings

Tuscany

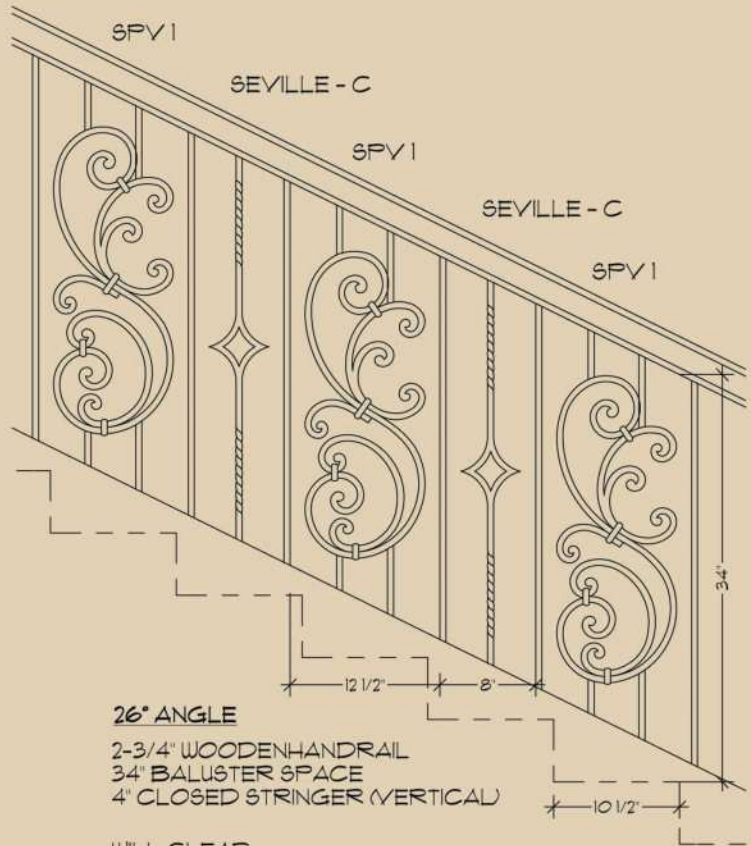
Scale: 3/4"=1'-0"

© 1996
U.S. PATENT #5,820,111
U.S. PATENT #6,059,269




26° ANGLE
2-3/4" WOODENHANDRAIL
34" BALUSTER SPACE
4" OPEN STRINGER (VERTICAL)

WILL CLEAR
4" CODE



26° ANGLE
2-3/4" WOODENHANDRAIL
34" BALUSTER SPACE
4" CLOSED STRINGER (VERTICAL)

WILL CLEAR
4" CODE



BALCONY
3" WOODENHANDRAIL
36" BALUSTER SPACE

WILL CLEAR
4" CODE



Regency Railings

Tuscany

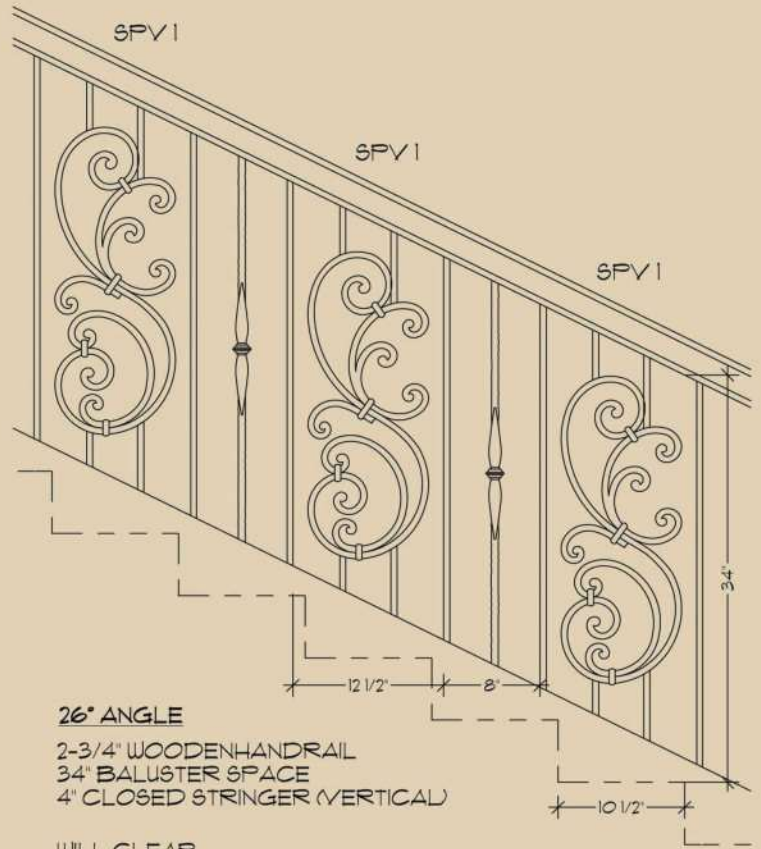
Scale: 3/4"=1'-0"

© 1996
U.S. PATENT #5,820,111
U.S. PATENT #6,059,269



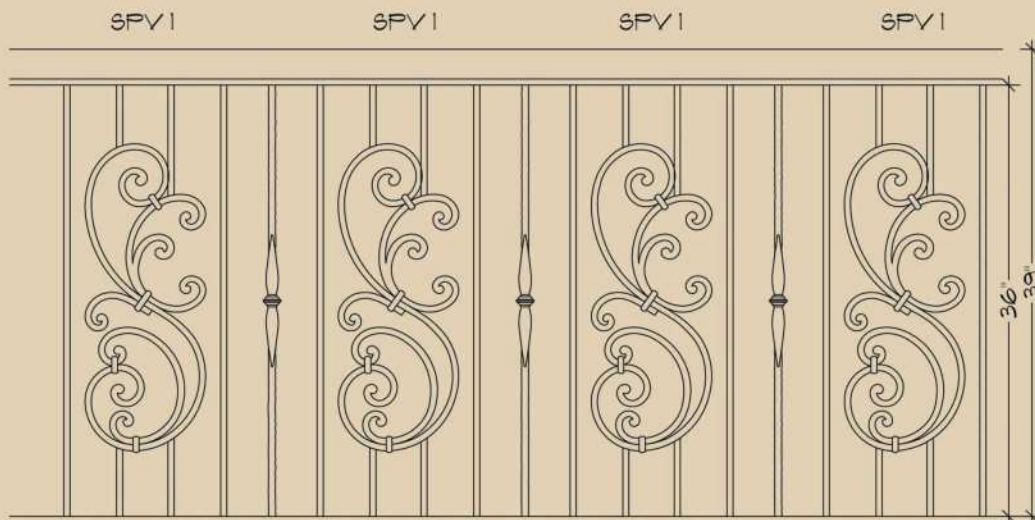
26° ANGLE
2-3/4" WOODENHANDRAIL
34" BALUSTER SPACE
4" OPEN STRINGER (VERTICAL)

WILL CLEAR
4" CODE



26° ANGLE
2-3/4" WOODENHANDRAIL
34" BALUSTER SPACE
4" CLOSED STRINGER (VERTICAL)

WILL CLEAR
4" CODE



BALCONY
3" WOODENHANDRAIL
36" BALUSTER SPACE
WILL CLEAR
4" CODE


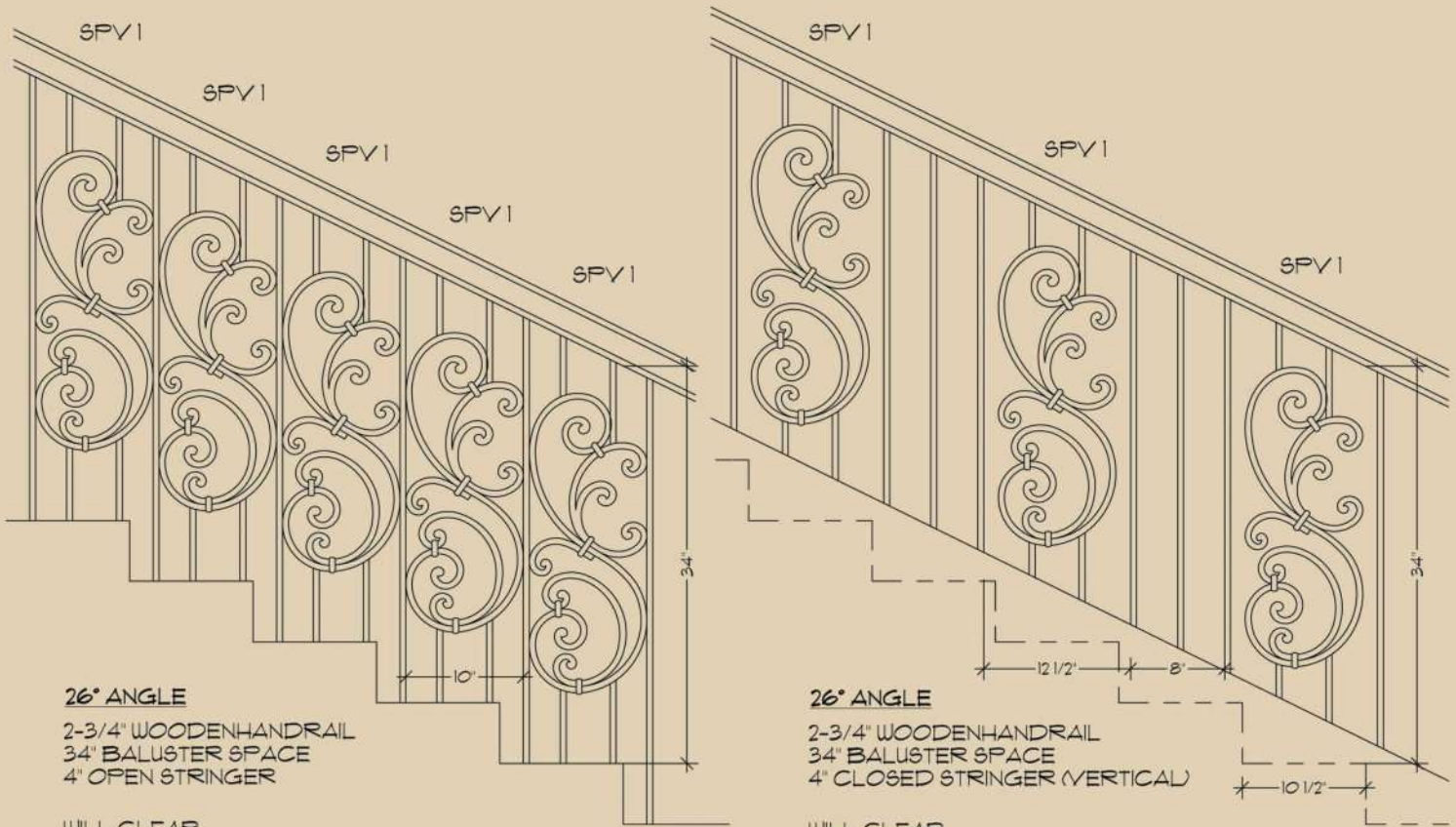


Regency Railings

Tuscany

Scale: 3/4"=1'-0"

© 1996
U.S. PATENT #5,820,111
U.S. PATENT #6,059,269



Regency Railings

Tuscany

Scale: 3/4"=1'-0"

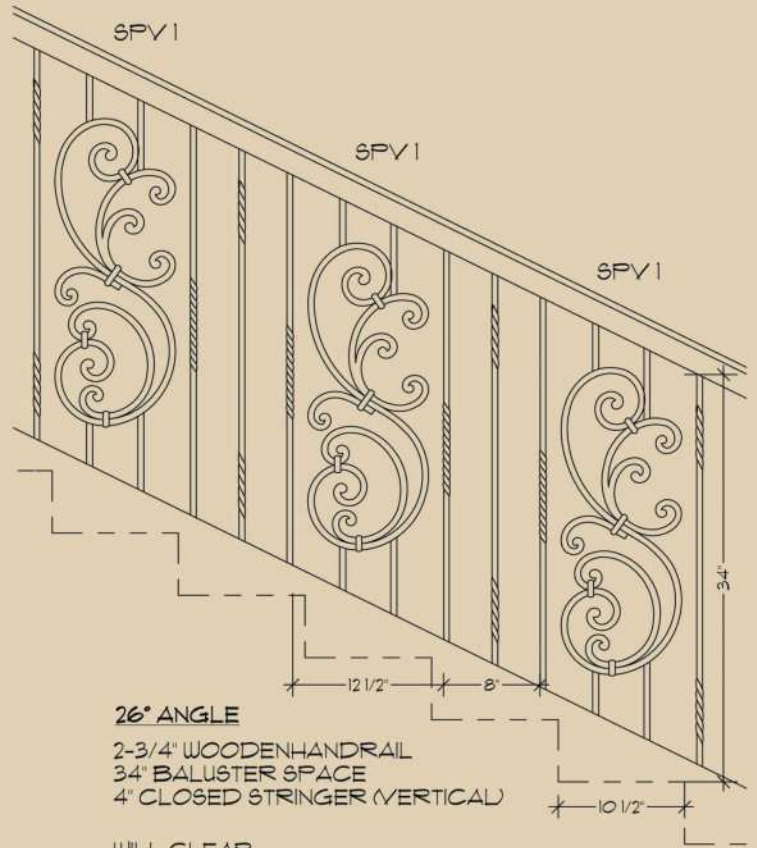
© 1996
U.S. PATENT #5,820,111
U.S. PATENT #6,059,269



26° ANGLE

2-3/4" WOODEN HANDRAIL
34" BALUSTER SPACE
4" OPEN STRINGER (VERTICAL)

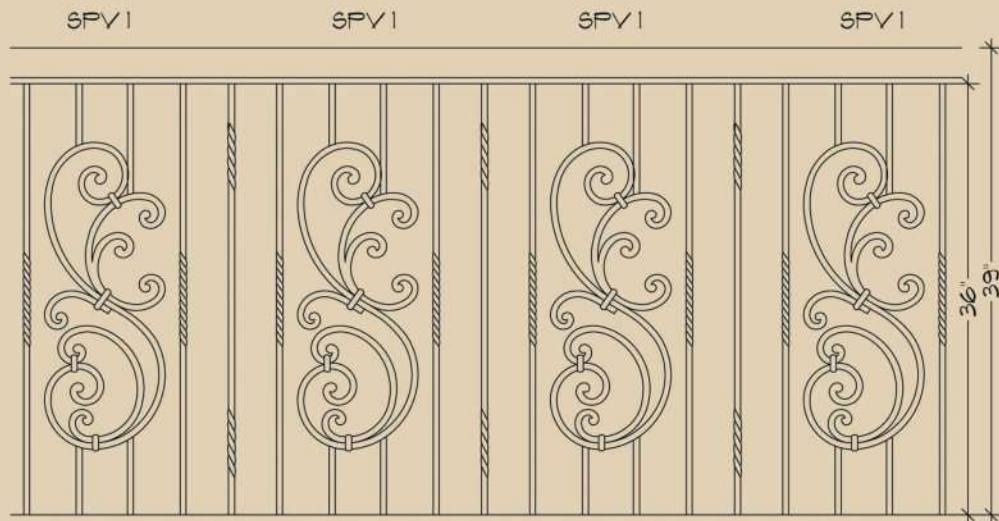
WILL CLEAR
4" CODE



26° ANGLE

2-3/4" WOODEN HANDRAIL
34" BALUSTER SPACE
4" CLOSED STRINGER (VERTICAL)

WILL CLEAR
4" CODE



BALCONY

3" WOODEN HANDRAIL
36" BALUSTER SPACE

WILL CLEAR
4" CODE



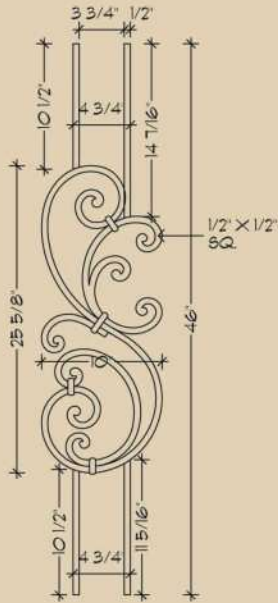
Regency Railings

Tuscany

Scale: 3/4"=1'-0"

© 1996
U.S. PATENT #5,826,111
U.S. PATENT #6,059,269

Tuscany-SPV1



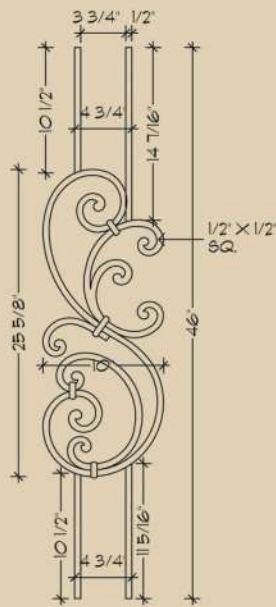
TOP VIEW

SPV 1

FLAT

FITS LEVEL BALCONY AND
ALL ANGLES UP TO 48 DEGREES

Tuscany-SPV2



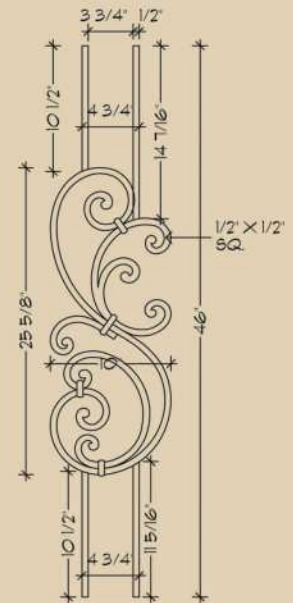
TOP VIEW

SPV 2

FITS LEVEL BALCONY AND
ALL ANGLES UP TO 48 DEGREES

ALL RADIUS FROM 30" TO 20'-0"

Tuscany-SPV3



TOP VIEW

SPV 3

FITS LEVEL BALCONY AND
ALL ANGLES UP TO 48 DEGREES

ALL RADIUS FROM 30" TO 20'-0"





U.S. Pat.
No. 5,827,111
No. 6,059,269
Rossi ©

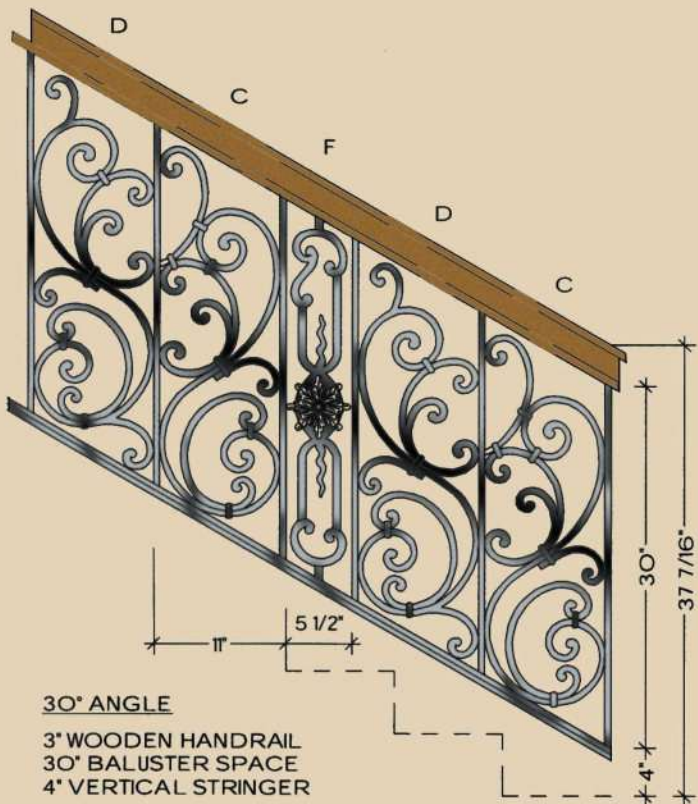
Regency Railings

Rossi


Scale: 3/4"=1'-0"

U.S. PATENT #5,820,111


U.S. PATENT #6,059,269



WILL CLEAR
 4" CODE



WILL CLEAR
 4" CODE



WILL CLEAR
 4" CODE

WILL CLEAR
 4" CODE

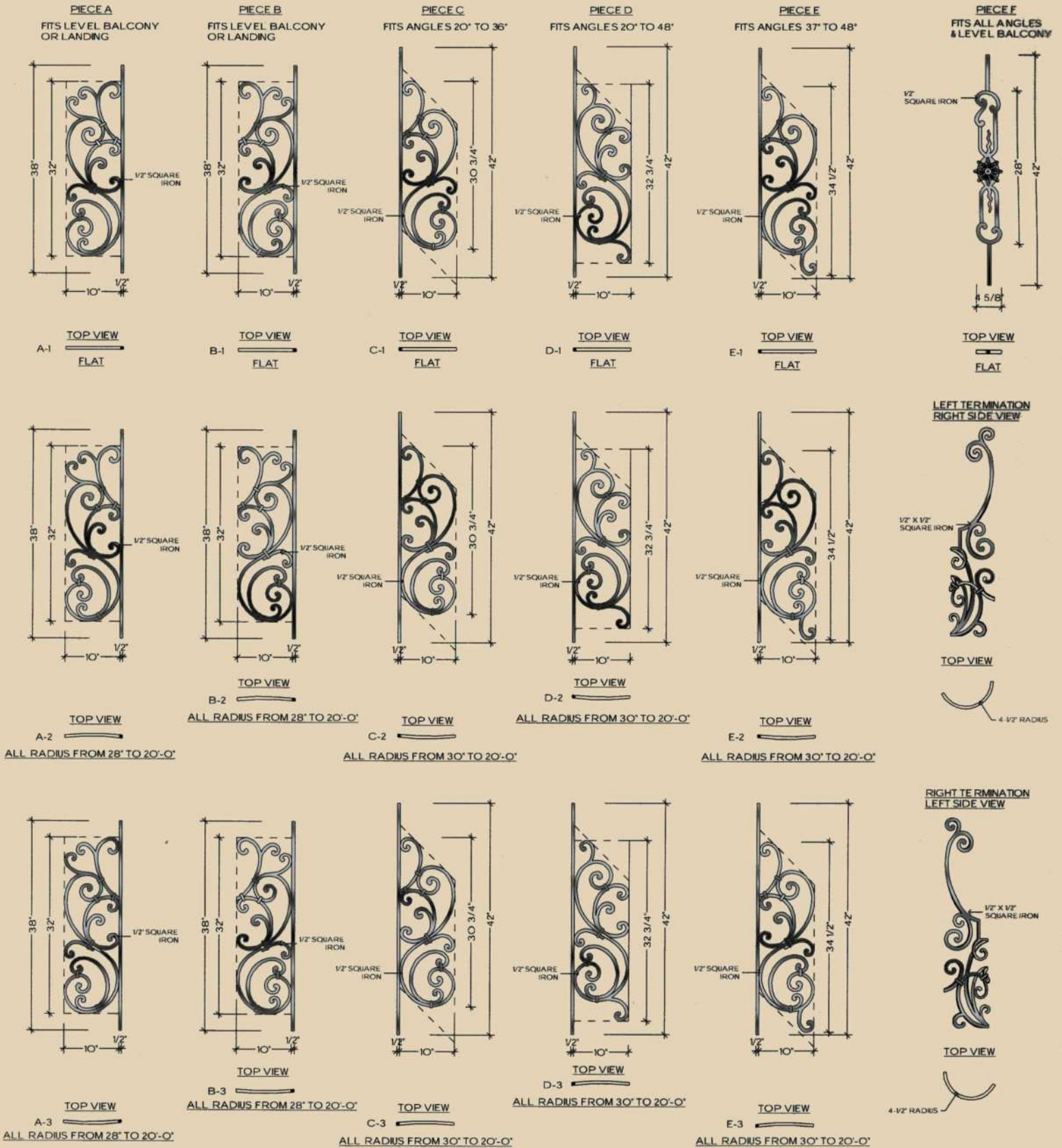


Regency Railings

Rossi

Scale: 1/2"=1'-0"

U.S. PATENT #5,820,111
U.S. PATENT #6,059,269





U.S. Pat.
No. 5,827,111
No. 6,059,269
CANADA Pat No. 2327280
Rebecca ©



U.S. Pat.
No. 5,827,111
No. 6,059,269
CANADA Pat No. 2327280
Rebecca ©



U.S. Pat.
No. 5,827,111
No. 6,059,269
CANADA Pat.No. 2327280
Rebecca ©

Regency Railings

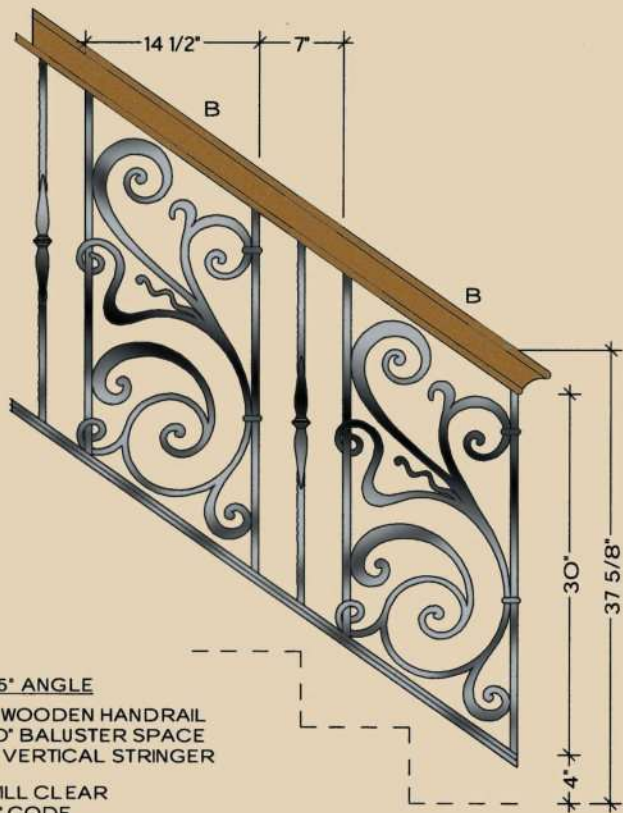
Rebecca

Scale: 3/4" = 1'-0"

U.S. PATENT #5,820,111

U.S. PATENT #6,059,269

CANADA PAT #2327280



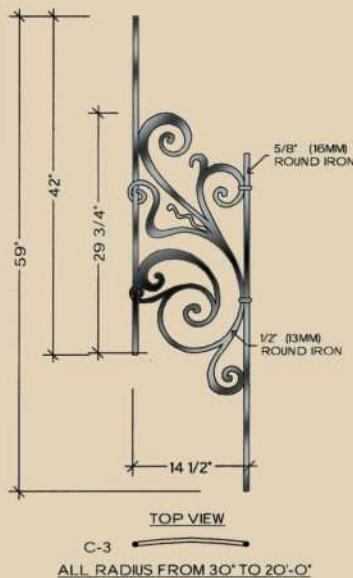
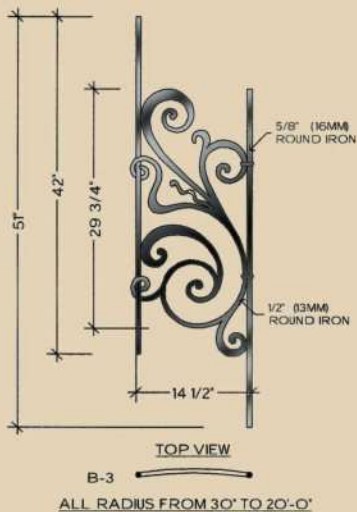
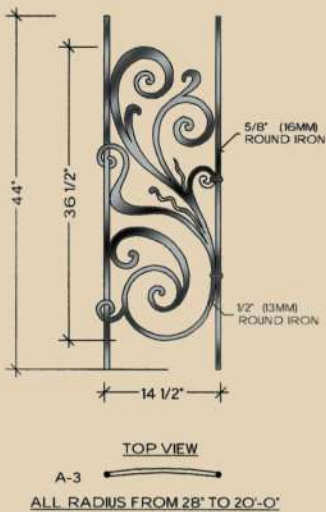

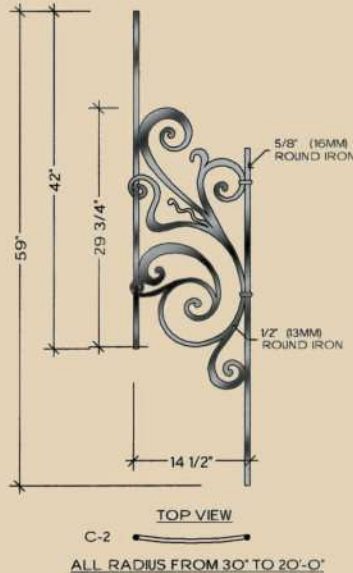
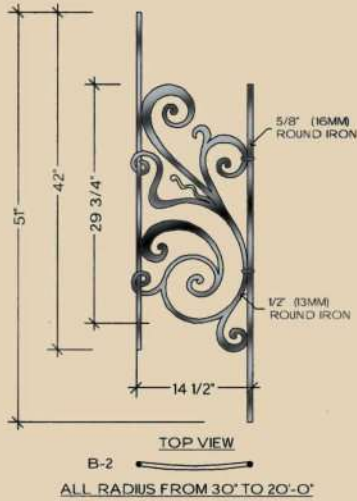
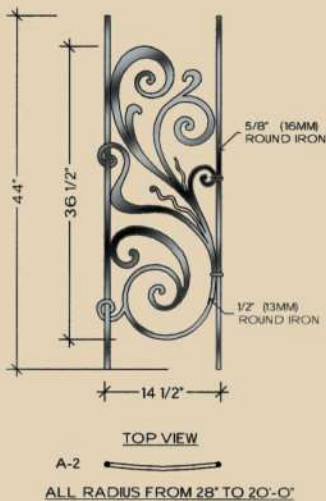

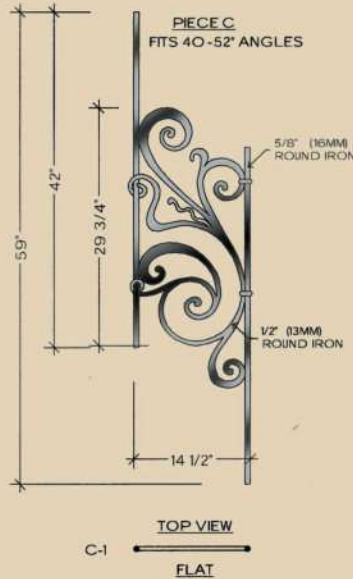
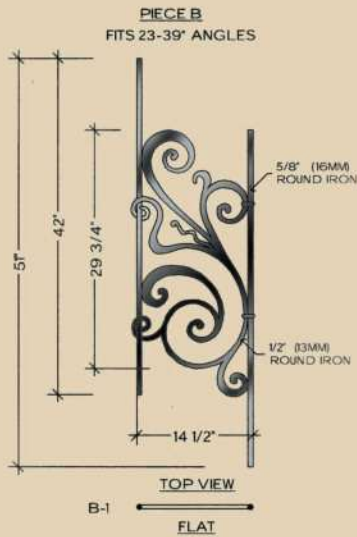
Regency Railings

Rebecca

Scale: 1/2"=1'-0"

U.S. PATENT #5,820,111
U.S. PATENT #6,059,269
CANADA PAT #2327280

Available in
Aluminum & Steel



Regency Railings

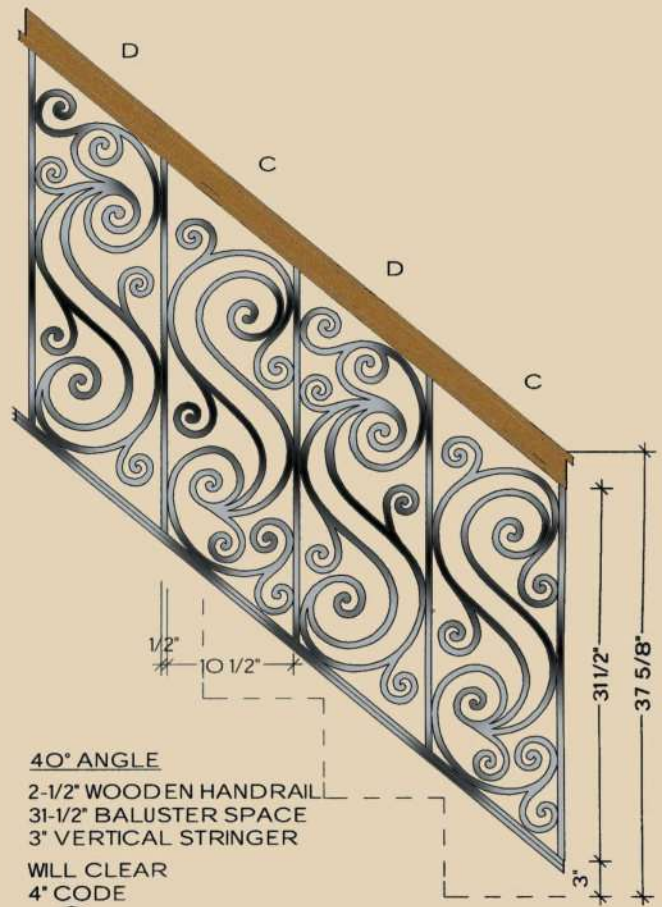
Victoria

Scale: 3/4"=1'-0"


U.S. PATENT #5,820,111
U.S. PATENT #6,059,269



30° ANGLE
2-1/2" WOODEN HANDRAIL
3" BALUSTER SPACE
4" VERTICAL STRINGER
WILL CLEAR
4" CODE



40° ANGLE
2-1/2" WOODEN HANDRAIL
3-1/2" BALUSTER SPACE
3" VERTICAL STRINGER
WILL CLEAR
4" CODE



BALCONY
3" WOODEN HANDRAIL
33" BALUSTER SPACE

WILL CLEAR
4" CODE

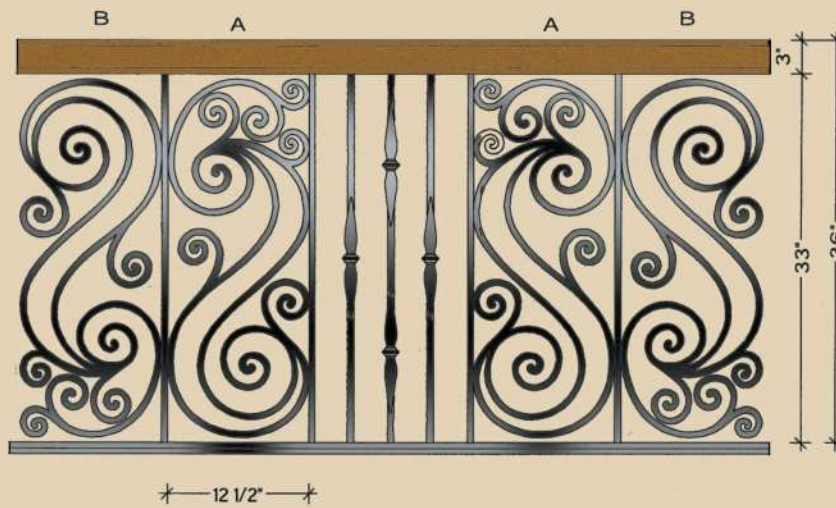
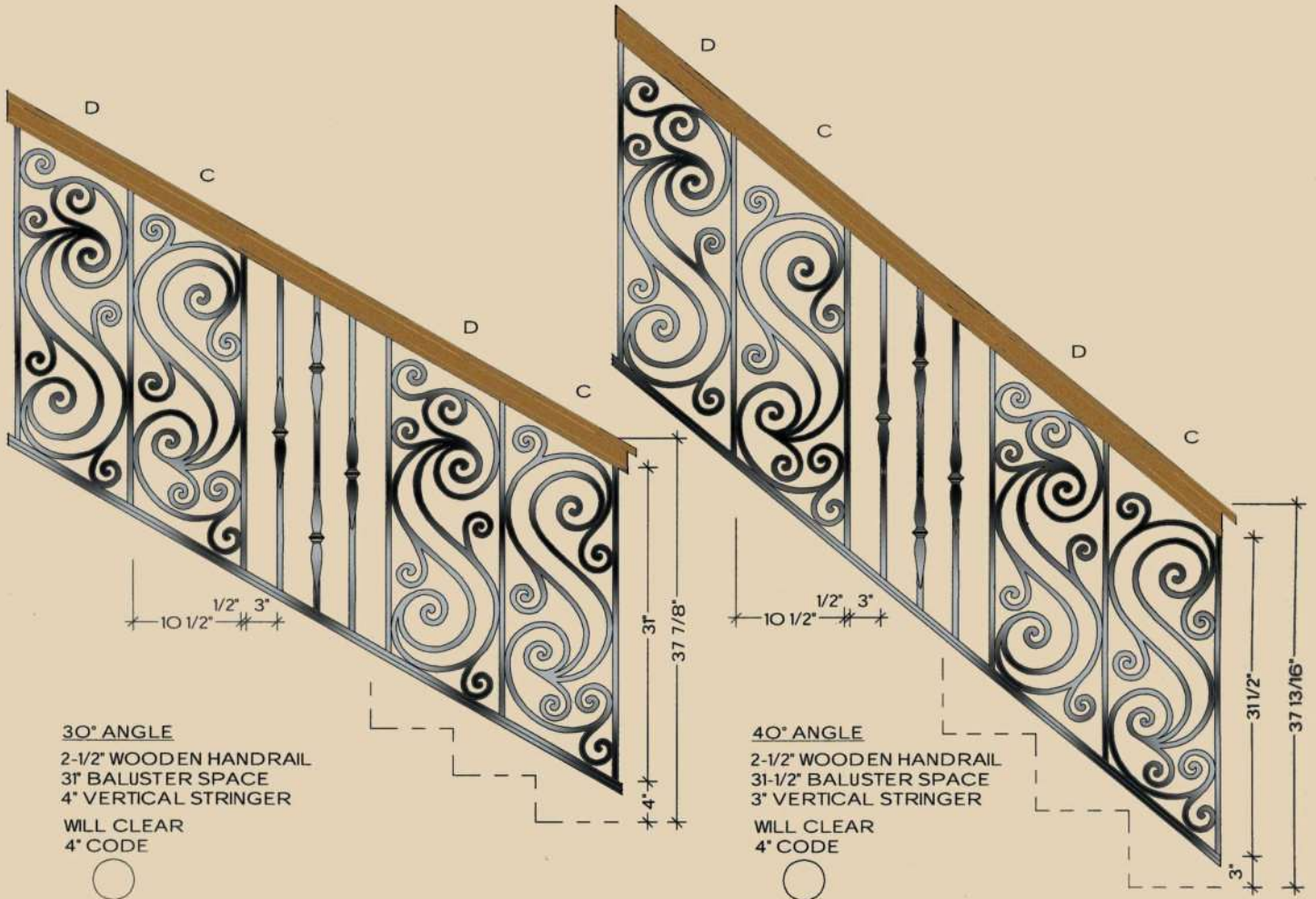


Regency Railings

Victoria w/ verticals

Scale: 3/4"=1'-0"

U.S. PATENT #5,820,111
U.S. PATENT #6,059,269



Regency Railings

Victoria

Scale: 1/2"=1'-0"

U.S. PATENT #5,820,111

U.S. PATENT #6,059,269

PIECE A
FITS LEVEL BALCONY
OR STRAIGHT RAIL



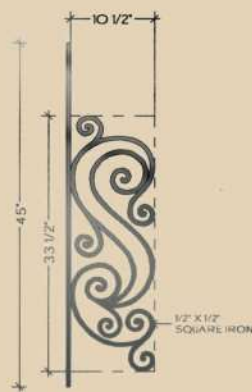
A-1 **TOP VIEW**
FLAT

PIECE B
FITS LEVEL BALCONY
OR STRAIGHT RAIL



B-1 **TOP VIEW**
FLAT

PIECE C
FITS ALL ANGLES TO 48°



C-1 **TOP VIEW**
FLAT

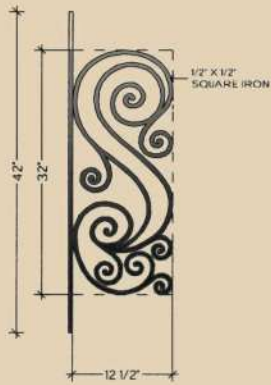
PIECE D
FITS ALL ANGLES TO 48°



D-1 **TOP VIEW**
FLAT



A-2 **TOP VIEW**
ALL RADIUS FROM 28" TO 20'-0"



B-2 **TOP VIEW**
ALL RADIUS FROM 28" TO 20'-0"



C-2 **TOP VIEW**
ALL RADIUS FROM 30" TO 20'-0"



D-2 **TOP VIEW**
ALL RADIUS FROM 30" TO 20'-0"



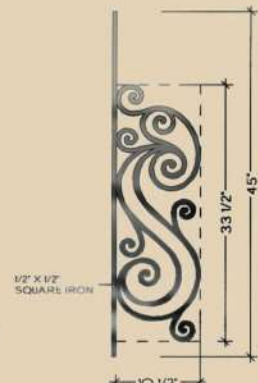
A-3 **TOP VIEW**
ALL RADIUS FROM 28" TO 20'-0"



B-3 **TOP VIEW**
ALL RADIUS FROM 28" TO 20'-0"



C-3 **TOP VIEW**
ALL RADIUS FROM 30" TO 20'-0"



D-3 **TOP VIEW**
ALL RADIUS FROM 30" TO 20'-0"





U.S. Pat.
No. 5,827,111
No. 6,059,269

Regency ©



U.S. Pat.
No. 5,827,111
No. 6,059,269
Regency ©



U.S. Pat.
No. 5,827,111
No. 6,059,269
Regency ©



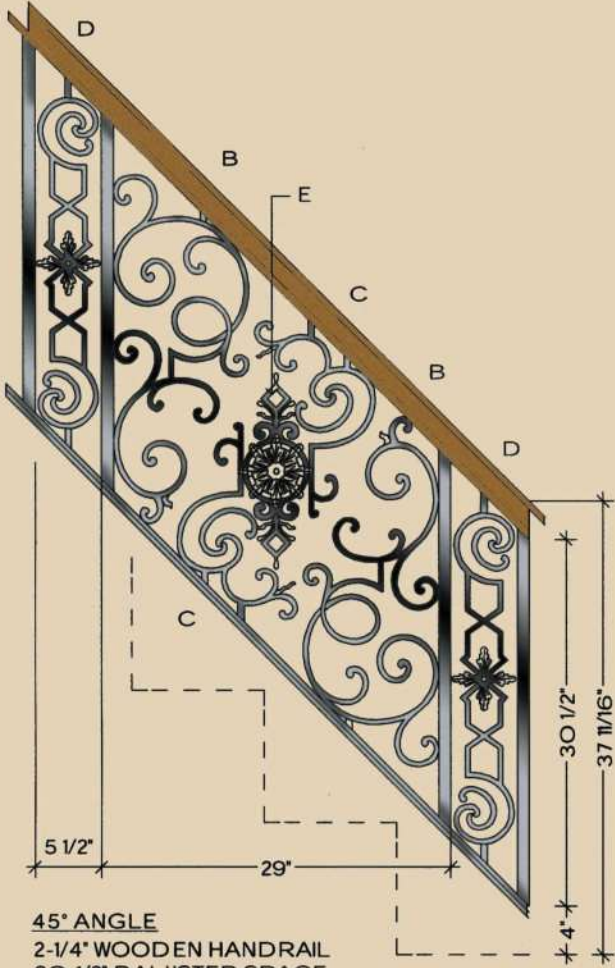
U.S. Pat.
No. 5,827,111
No. 6,059,266
Regency ©

Regency Railings

Regency

Scale: 3/4"=1'-0"

U.S. PATENT #5,820,111
U.S. PATENT #6,059,269



45° ANGLE
2-1/4" WOODEN HANDRAIL
30-1/2" BALUSTER SPACE
4" CLOSED VERTICAL STRINGER

WILL CLEAR
4" CODE



30° ANGLE
2-3/4" WOODEN HANDRAIL
30 1/2" BALUSTER SPACE
4" CLOSED VERTICAL STRINGER

WILL CLEAR
4" CODE



RIGHT REGENCY
TERMINATION



BALCONY

2 3/4" WOODEN HANDRAIL
35" BALUSTER SPACE

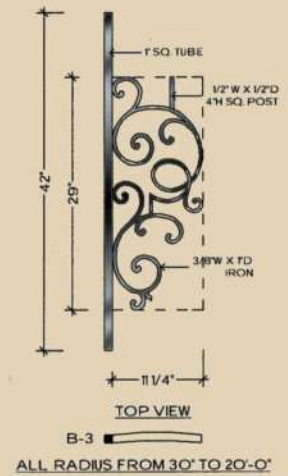
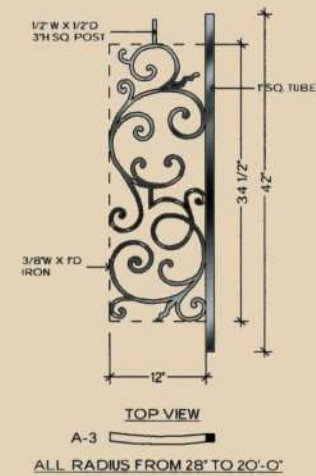
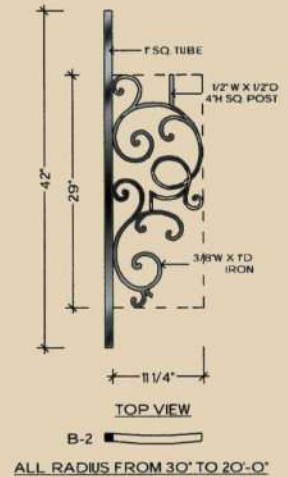
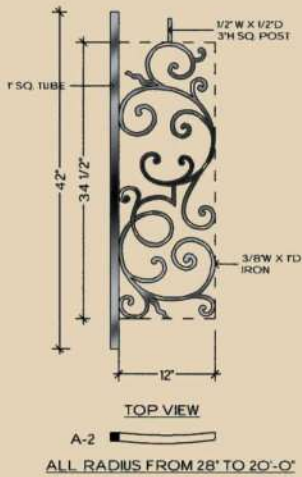
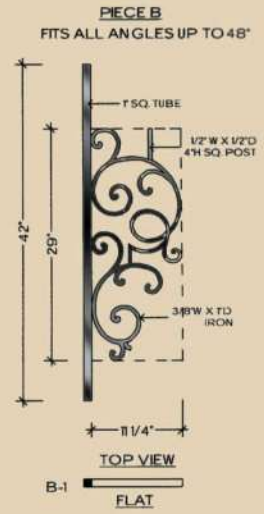
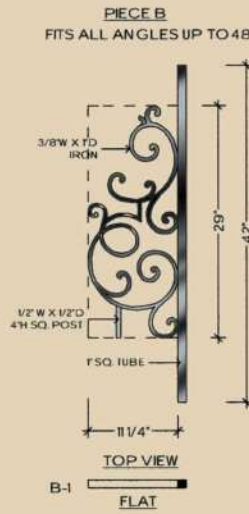
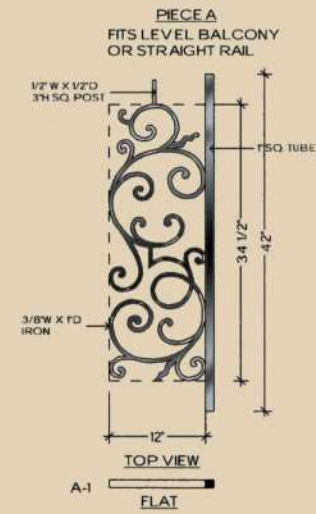
WILL CLEAR
4" CODE



Regency Railings

Regency
Scale: 1/2"=1'-0"

U.S. PATENT #5,820,111
U.S. PATENT #6,059,269



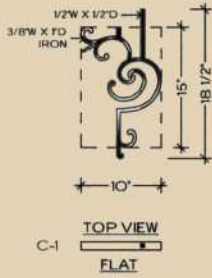
Regency Railings

Regency

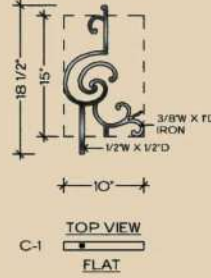
Scale: 1/2"=1'-0"

U.S. PATENT #5,820,111
U.S. PATENT #6,059,269

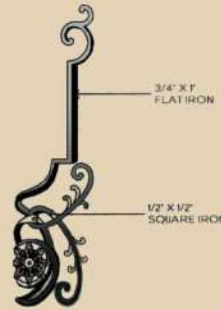
PIECE C
FITS ALL ANGLES UP TO 48°



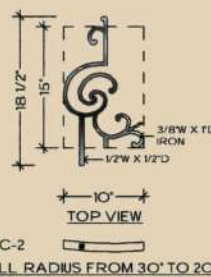
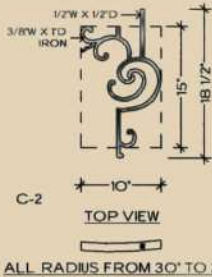
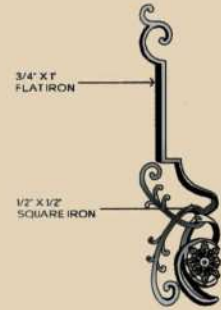
PIECE C
FITS ALL ANGLES UP TO 48°



LEFT SIDE TERMINATION
RIGHT SIDE VIEW



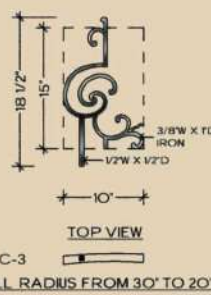
RIGHT SIDE TERMINATION
LEFT SIDE VIEW



ALL RADIUS FROM 30° TO 20°-0'

ALL RADIUS FROM 30° TO 20°-0'

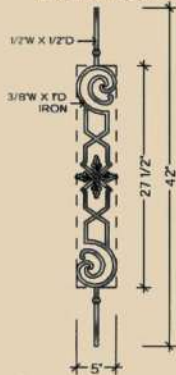
TERMINATION



ALL RADIUS FROM 30° TO 20°-0'

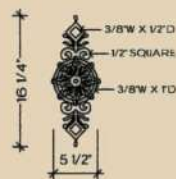
ALL RADIUS FROM 30° TO 20°-0'

PIECE D
FITS ALL ANGLES & LEVEL BALCONY

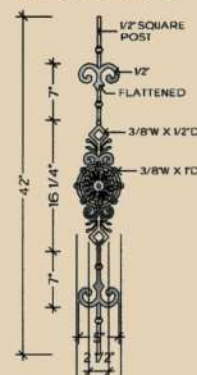


TOP VIEW
FLAT

PIECE E
FITS ALL ANGLES



PIECE F
FITS LEVEL BALCONY OR STRAIGHT RAIL



TOP VIEW
FLAT



U.S. Pat.
No. 5,827,111
No. 6,059,269
Firenza ©



U.S. Pat.
No. 5,827,111
No. 6,059,269
Firenza ©

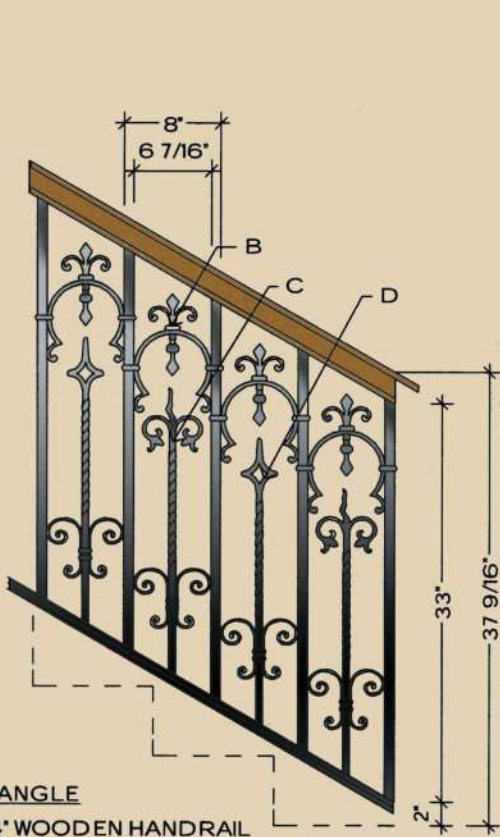


Regency Railings

Firenza - Firenza w/ verticals

Scale: 3/4"=1'-0"

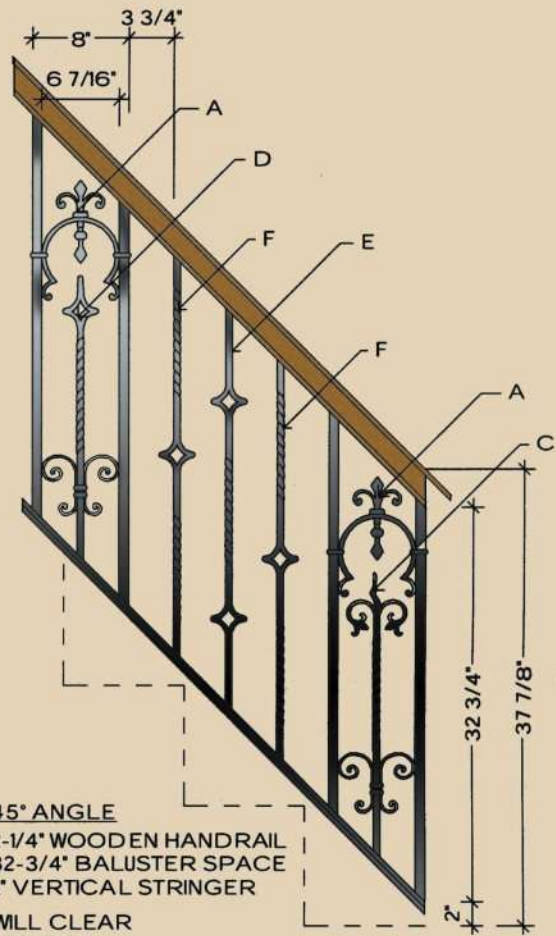
U.S. PATENT #5,820,111
U.S. PATENT #6,059,269



30° ANGLE

2-1/4" WOODEN HANDRAIL
33" BALUSTER SPACE
2" VERTICAL STRINGER

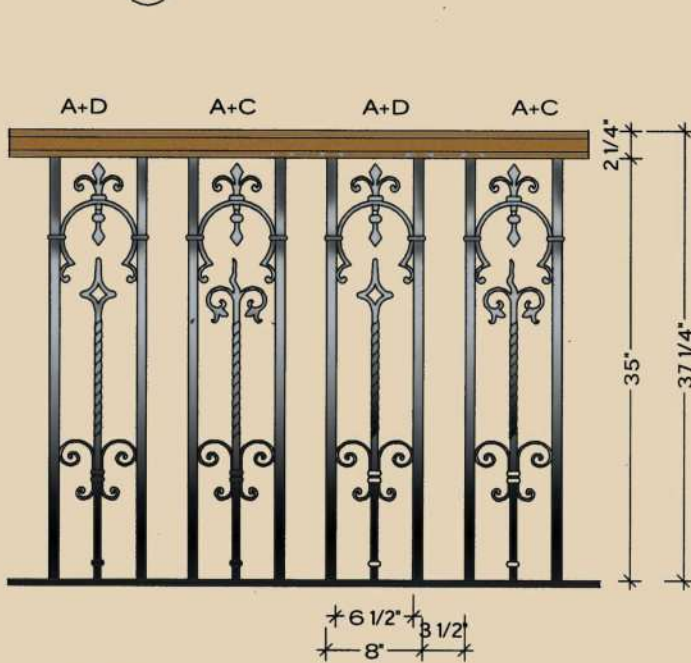
WILL CLEAR
4" CODE



45° ANGLE

2-1/4" WOODEN HANDRAIL
32-3/4" BALUSTER SPACE
2" VERTICAL STRINGER

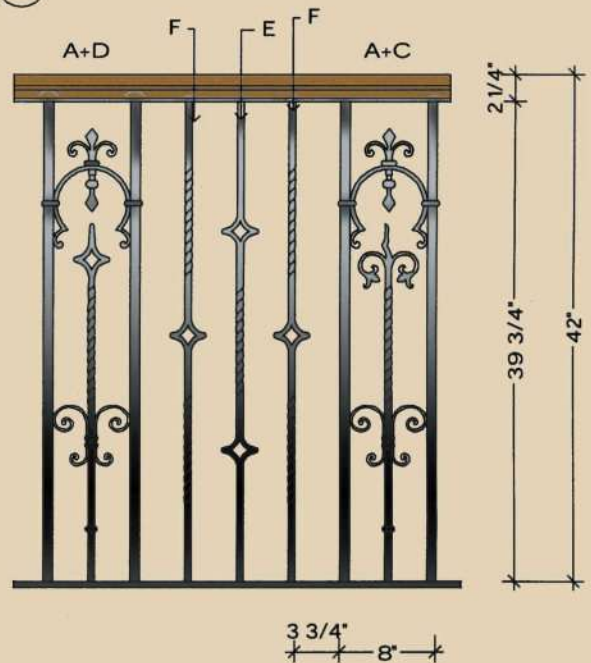
WILL CLEAR
4" CODE



BALCONY

2 1/4" WOODEN HANDRAIL
35" BALUSTER SPACE

WILL CLEAR
4" CODE



BALCONY

2 1/4" WOODEN HANDRAIL
39 3/4" BALUSTER SPACE

WILL CLEAR
4" CODE



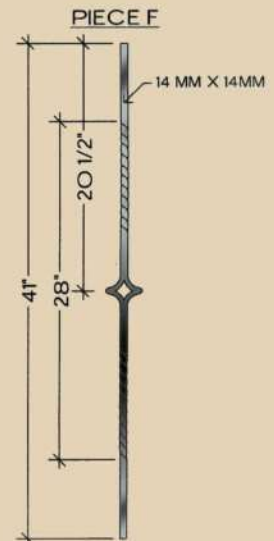
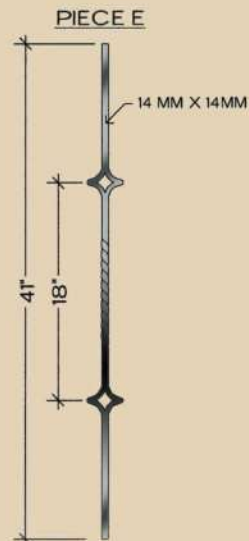
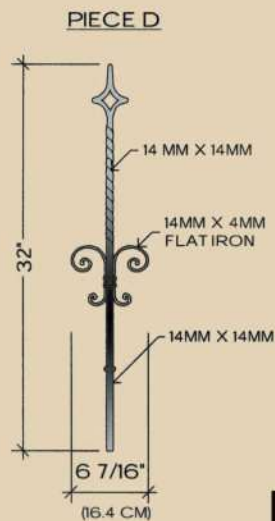
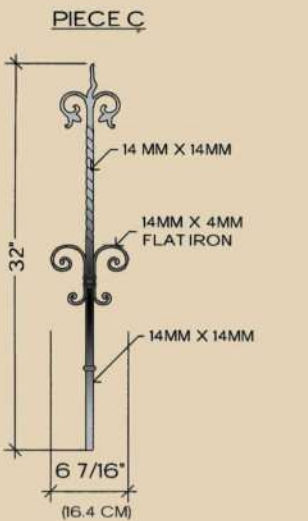
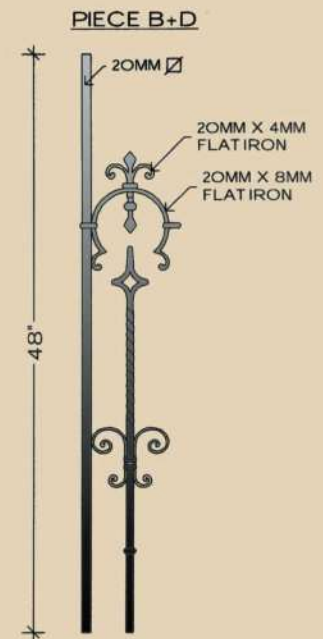
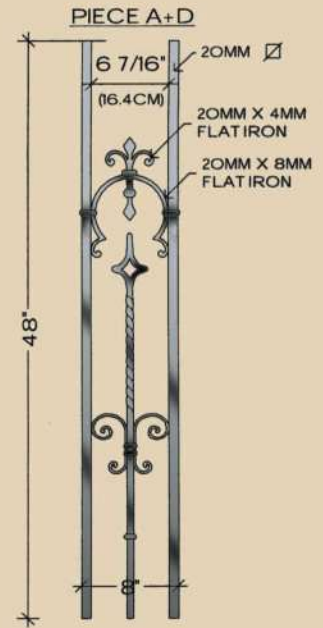
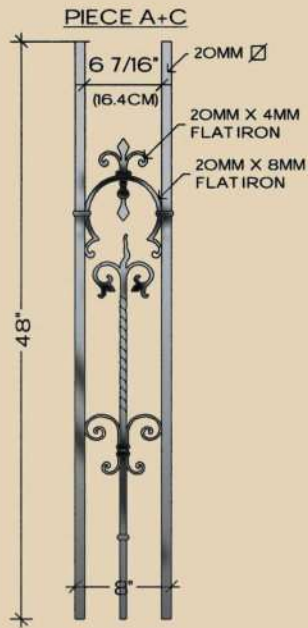
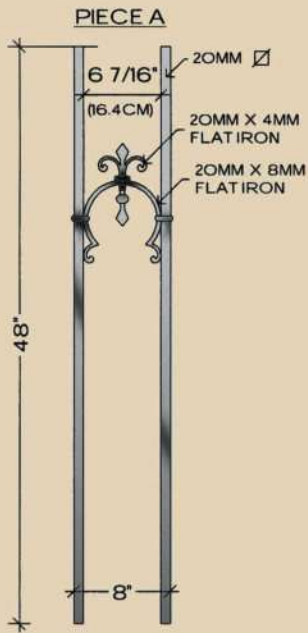
Regency Railings

Firenza

Scale: 3/4"=1'-0"

U.S. PATENT #5,820,111

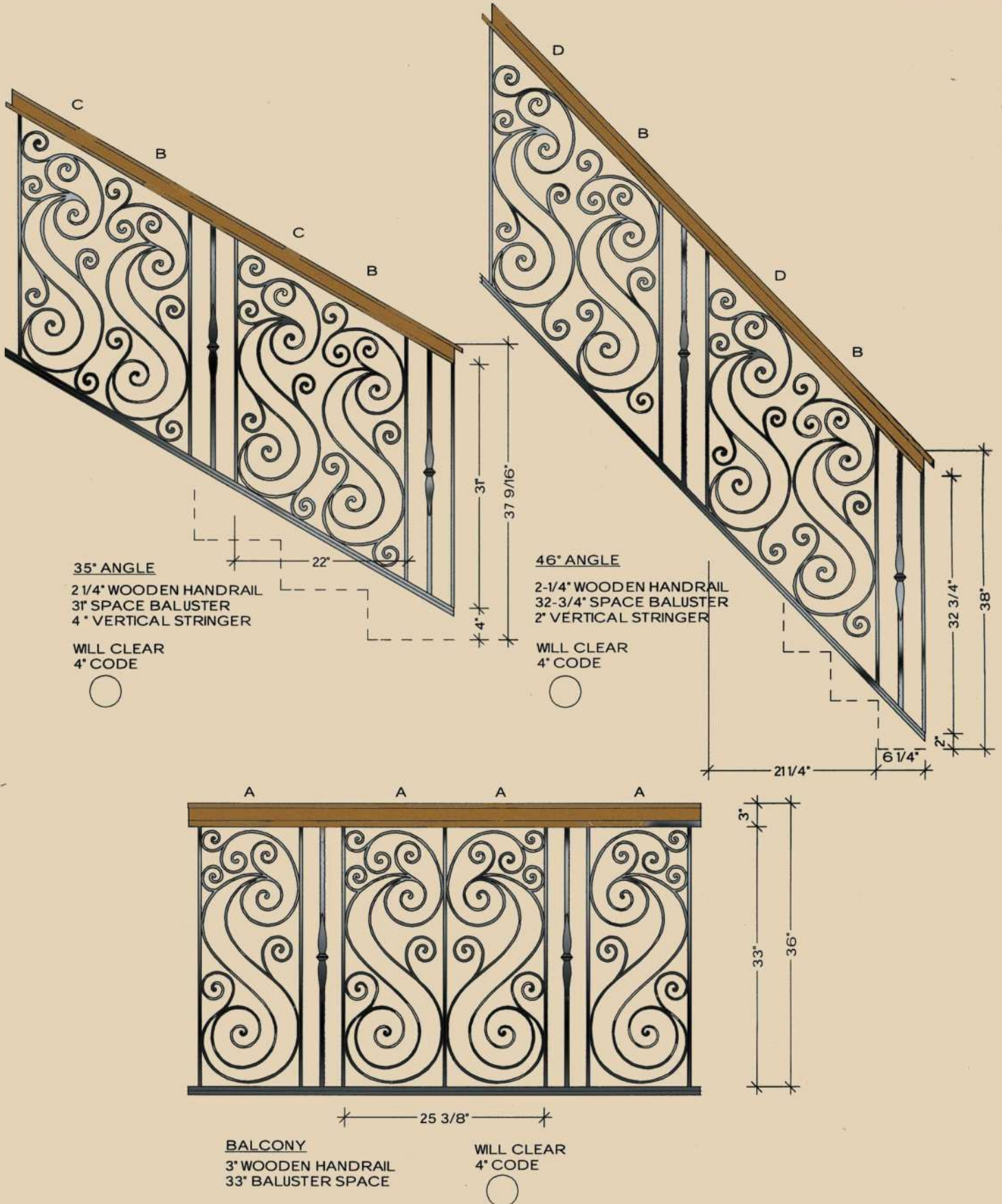
U.S. PATENT #6,059,269



Regency Railings

Michelle
Scale: 3/4"=1'-0"

U.S. PATENT #5,820,111
U.S. PATENT #6,059,269

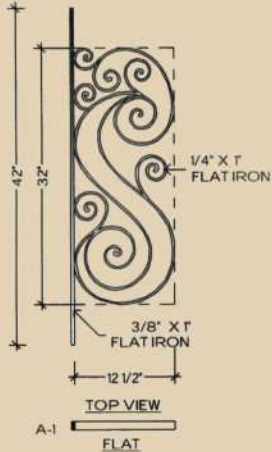


Regency Railings

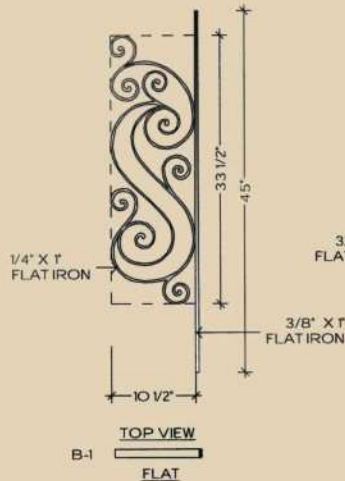
Michelle
Scale: 1/2"=1'-0"

U.S. PATENT #5,820,111
U.S. PATENT #6,059,269

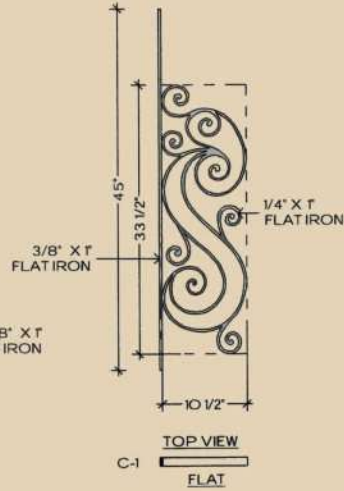
PIECE A
FITS LEVEL BALCONY
OR STRAIGHT RAIL



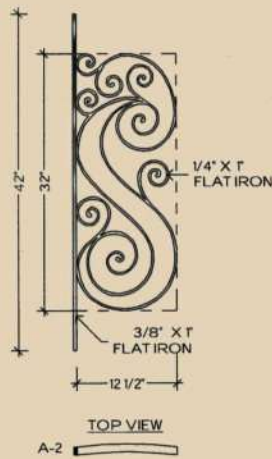
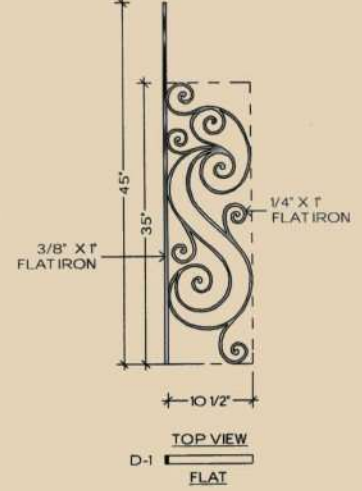
PIECE B
FITS ALL ANGLES UP TO 50°



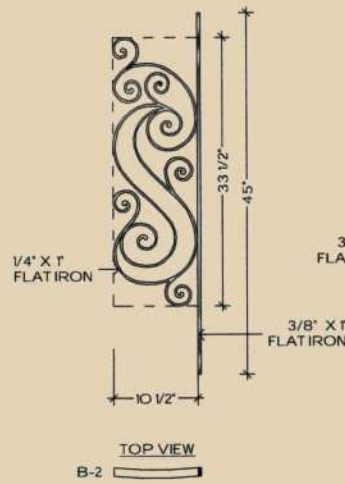
PIECE C
FITS ALL ANGLES UP TO 46°



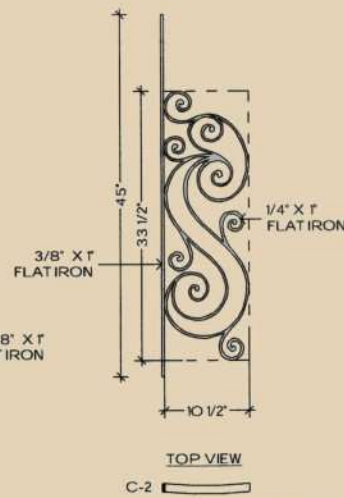
PIECE D
FITS ALL ANGLES 47° TO 50°



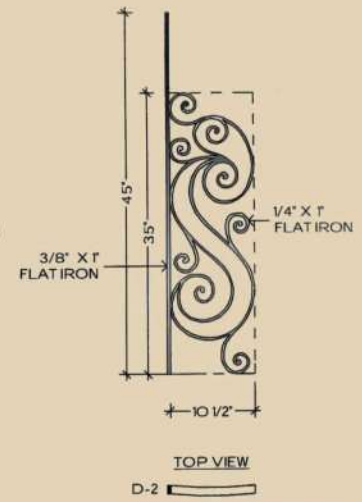
ALL RADIUS FROM 28" TO 20'-0"



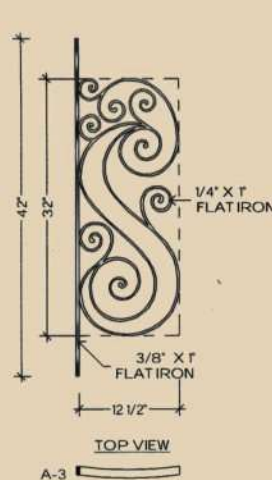
ALL RADIUS FROM 30" TO 20'-0"



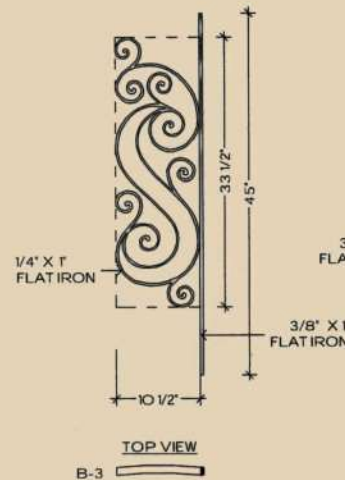
ALL RADIUS FROM 30" TO 20'-0"



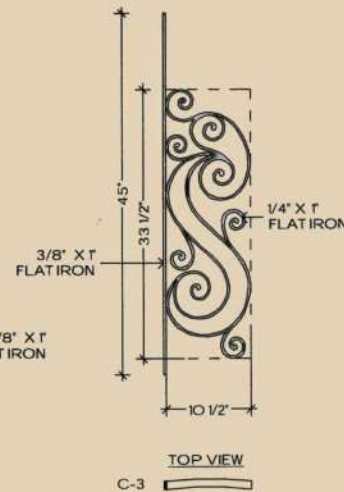
ALL RADIUS FROM 30" TO 20'-0"



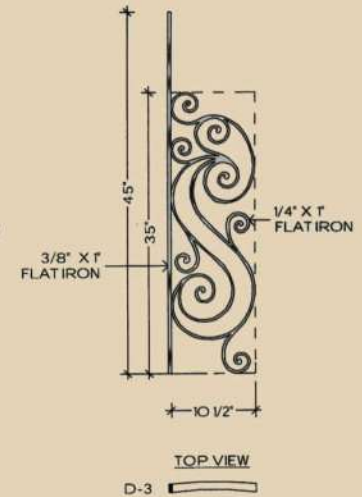
ALL RADIUS FROM 28" TO 20'-0"



ALL RADIUS FROM 30" TO 20'-0"



ALL RADIUS FROM 30" TO 20'-0"



ALL RADIUS FROM 30" TO 20'-0"



U.S. Pat.
No. 5,827,111
No. 6,059,269
Bordeaux ©





U.S. Pat.
No. 5,827,111
No. 6,059,269
Bordeaux ©



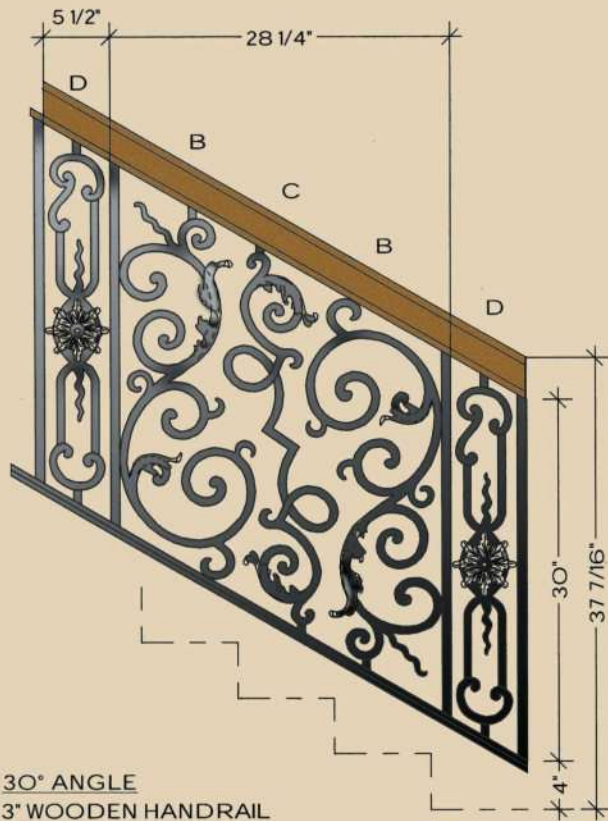
U.S. Pat.
No. 5,827,111
No. 6,059,269
Bordeaux ©

Regency Railings

Bordeaux

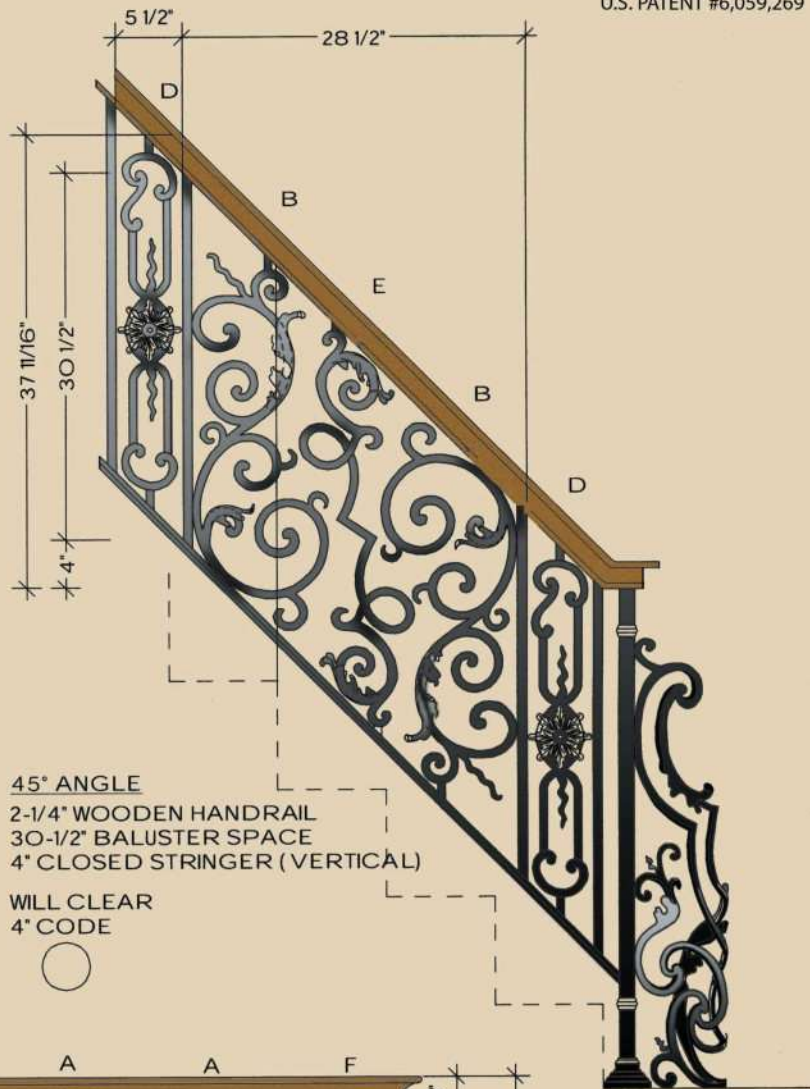
Scale: 3/4"=1'-0"

U.S. PATENT #5,820,111
U.S. PATENT #6,059,269



30° ANGLE
3" WOODEN HANDRAIL
30" BALUSTER SPACE
4" CLOSED STRINGER (VERTICAL)

WILL CLEAR
4" CODE



45° ANGLE
2-1/4" WOODEN HANDRAIL
30-1/2" BALUSTER SPACE
4" CLOSED STRINGER (VERTICAL)

WILL CLEAR
4" CODE



RIGHT
TERMINATION



BALCONY
3" WOODEN HANDRAIL
35" BALUSTER SPACE
4" CLOSED STRINGER

WILL CLEAR
4" CODE

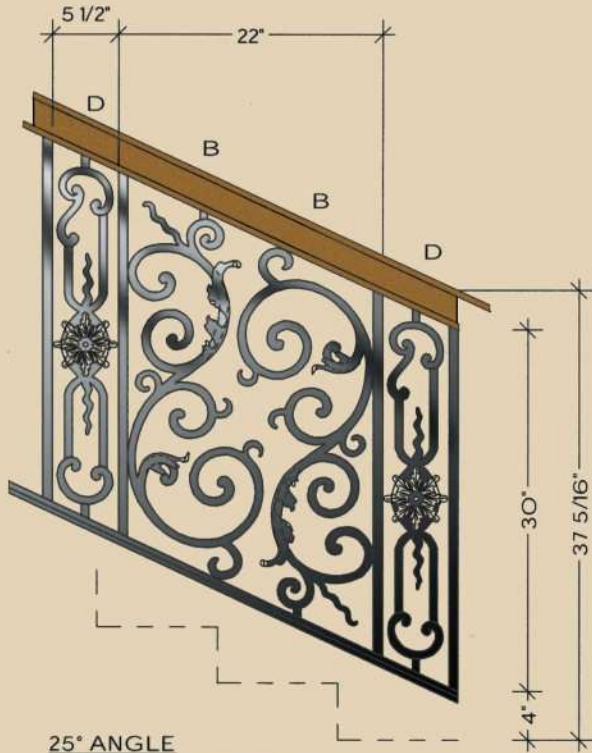


Regency Railings

Bordeaux II

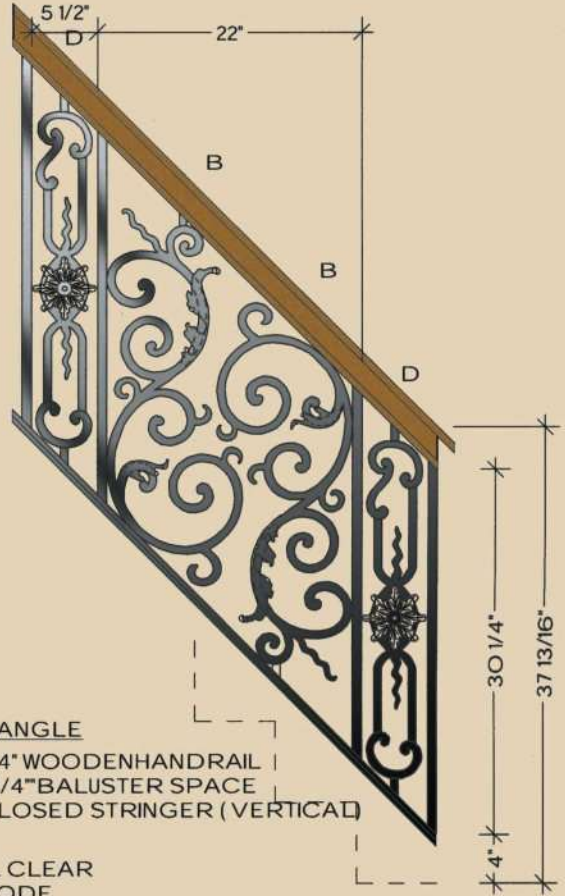
Scale: 3/4"=1'-0"

U.S. PATENT #5,820,111
U.S. PATENT #6,059,269



25° ANGLE
3" WOODEN HANDRAIL
30" BALUSTER SPACE
4" CLOSED STRINGER (VERTICAL)

WILL CLEAR
4" CODE



45° ANGLE
2-3/4" WOODEN HANDRAIL
30-1/4" BALUSTER SPACE
4" CLOSED STRINGER (VERTICAL)

WILL CLEAR
4" CODE



BALCONY
3" WOODEN HANDRAIL
35" BALUSTER SPACE
4" CLOSED STRINGER

WILL CLEAR
4" CODE



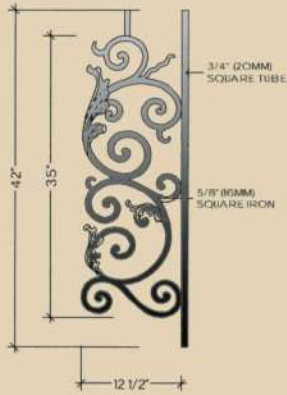
Regency Railings

Bordeaux

Scale: 1/2"=1'-0"

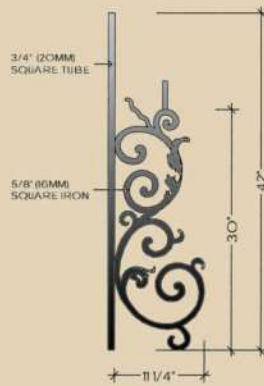
U.S. PATENT #5,820,111
U.S. PATENT #6,059,269

PIECE A
FITS LEVEL BALCONY OR STRAIGHT RAILS



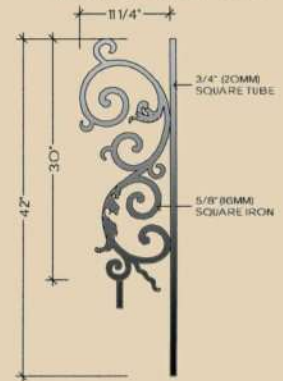
TOP VIEW
A-1 **FLAT**

PIECE B
FITS ALL ANGLES UP TO 4 8'

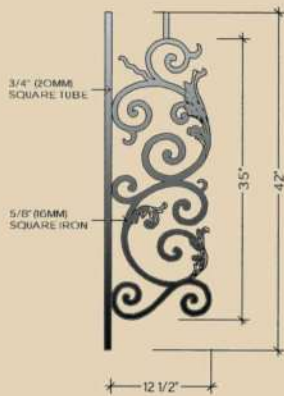


TOP VIEW
B-1 **FLAT**

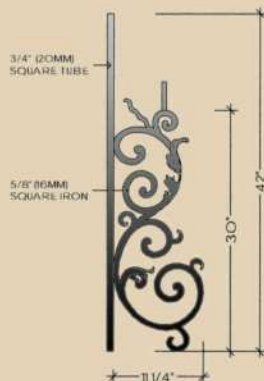
PIECE B
FITS ALL ANGLES UP TO 4 8'



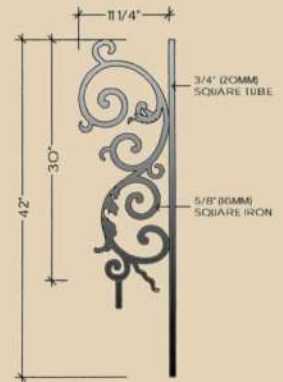
TOP VIEW
B-1 **FLAT**



TOP VIEW
A-2
ALL RADIUS FROM 28" TO 20'-0"



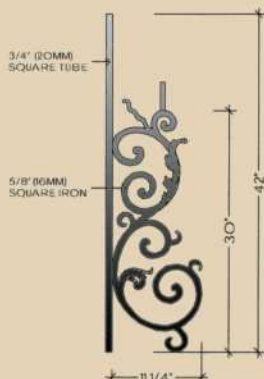
TOP VIEW
B-2
ALL RADIUS FROM 30" TO 20'-0"



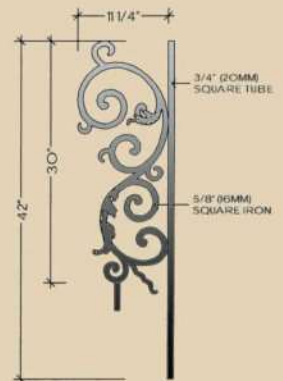
TOP VIEW
B-2
ALL RADIUS FROM 30" TO 20'-0"



TOP VIEW
A-3
ALL RADIUS FROM 28" TO 20'-0"



TOP VIEW
B-3
ALL RADIUS FROM 30" TO 20'-0"



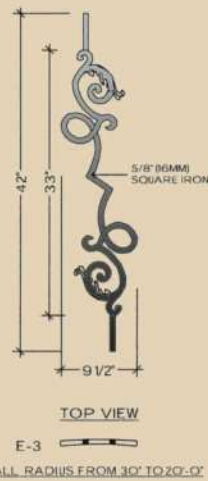
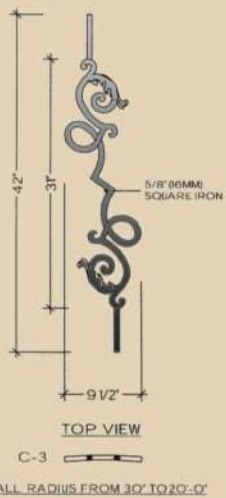
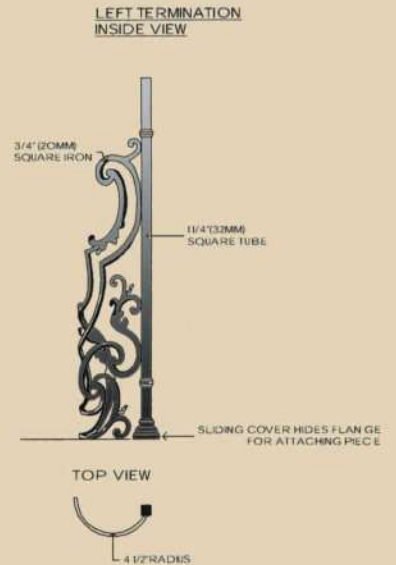
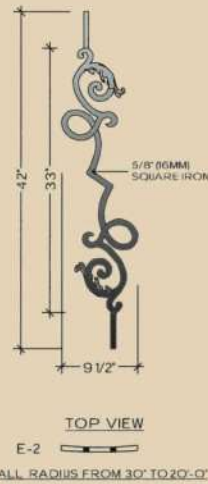
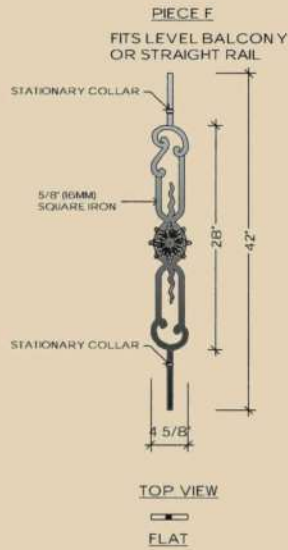
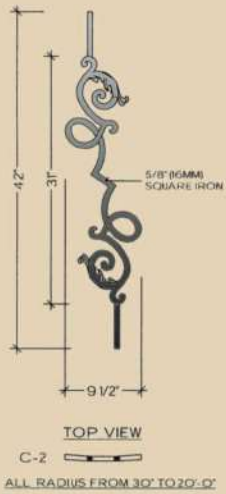
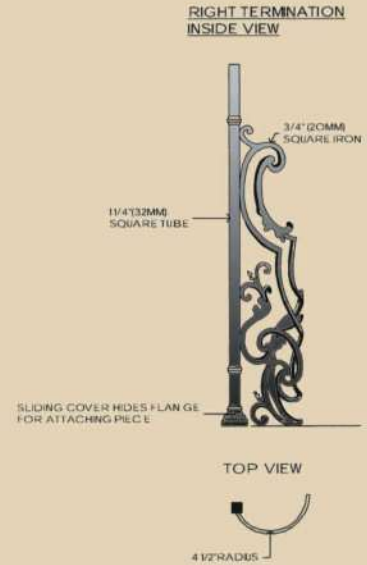
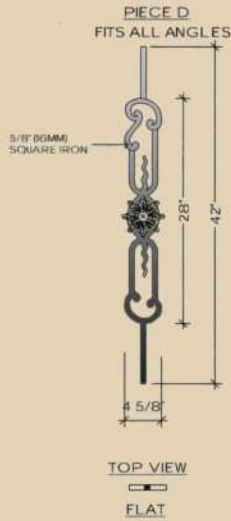
TOP VIEW
B-3
ALL RADIUS FROM 30" TO 20'-0"

Regency Railings

Bordeaux

Scale: 1/2"=1'-0"

U.S. PATENT #5,820,111
U.S. PATENT #6,059,269

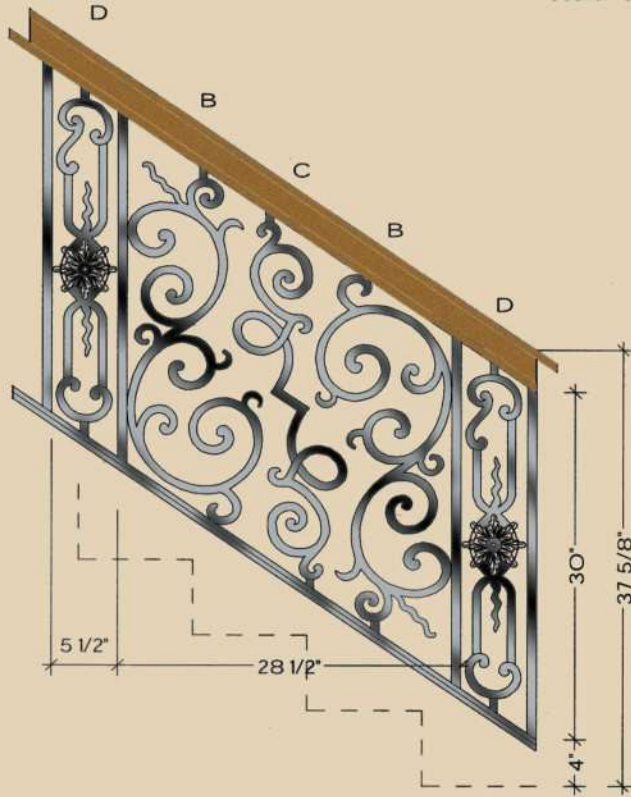


Regency Railings

Verona

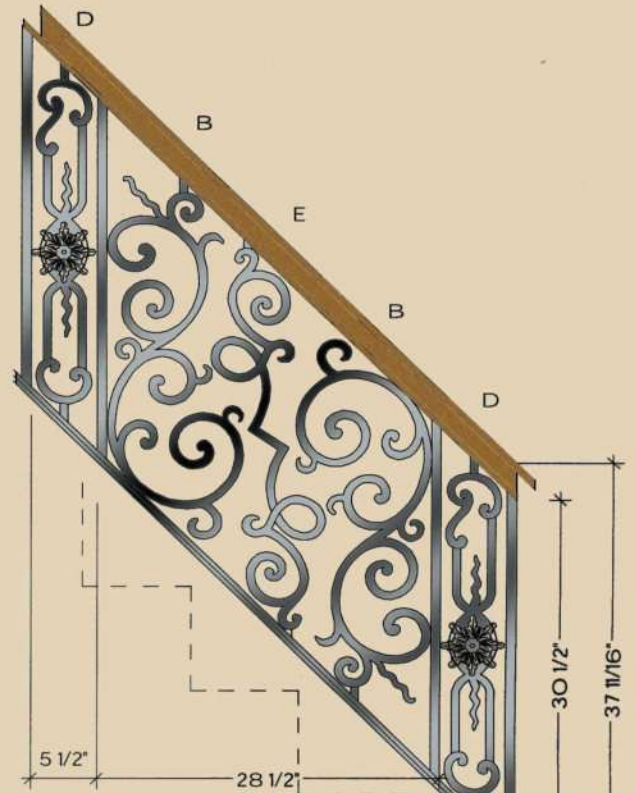
Scale: 3/4"=1'-0"

U.S. PATENT #5,820,111
U.S. PATENT #6,059,269




35° ANGLE
3" WOODEN HANDRAIL
30" BALUSTER SPACE
4" CLOSED STRINGER

WILL CLEAR
4" CODE



45° ANGLE
2-1/4" WOODEN HANDRAIL
30-1/2" BALUSTER SPACE
4" CLOSED STRINGER
WILL CLEAR
4" CODE



BALCONY
3" WOODEN HANDRAIL
35" BALUSTER SPACE
4" CLOSED STRINGER

WILL CLEAR
4" CODE



Regency Railings

Verona

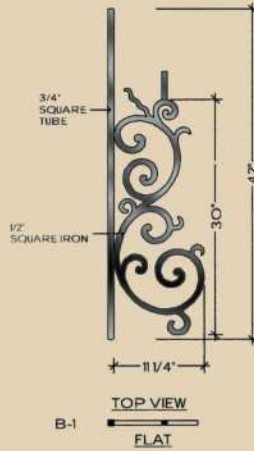
Scale: 1/2"=1'-0"

U.S. PATENT #5,820,111
U.S. PATENT #6,059,269

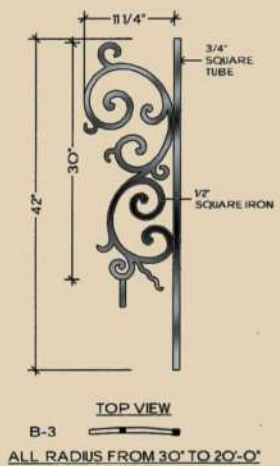
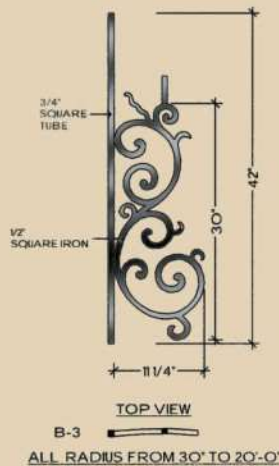
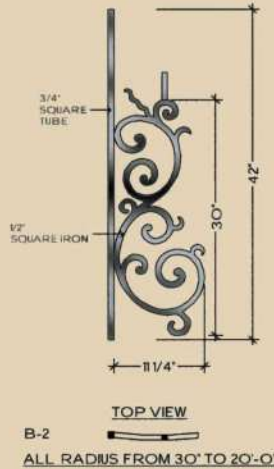
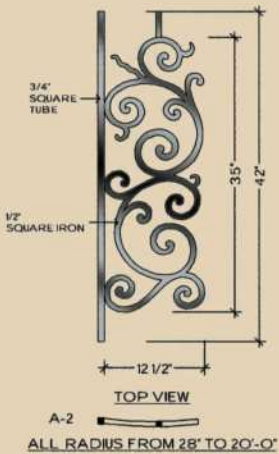
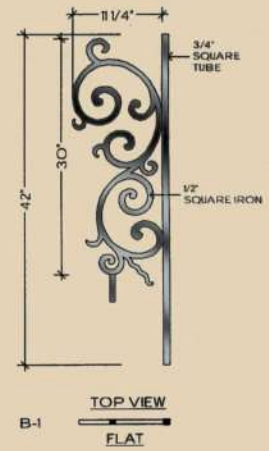
PIECE A
FITS LEVEL BALCONY OR STRAIGHT RAILS



PIECE B
FITS ALL ANGLES UP TO 48°



PIECE B
FITS ALL ANGLES UP TO 48°



Regency Railings

Verona
Scale: 1/2"=1'-0"

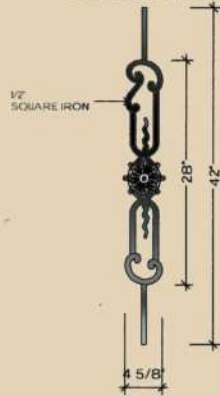
U.S. PATENT #5,820,111
U.S. PATENT #6,059,269

PIECE C
FITS ONLY INCLINE ANGLES
BELOW 40°



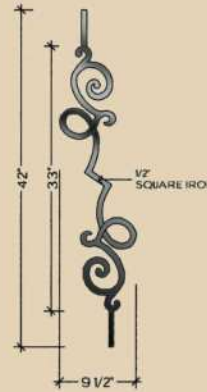
C-1
TOP VIEW
FLAT

PIECE D
FITS ALL ANGLES
OR LEVEL BALCONY



TOP VIEW
FLAT

PIECE E
FITS ONLY ANGLES ABOVE 40°



E-1
TOP VIEW
FLAT

TERMINATION



C-2
TOP VIEW
FLAT

ALL RADIUS FROM 30° TO 20°-0'

NOTE:PIECE C IS USE D
ON ALL INCLINES BELOW 40°

PIECE E IS USED
ON ALL INCLINES ABOVE 40°



E-2
TOP VIEW
FLAT

ALL RADIUS FROM 30° TO 20°-0'

**LEFT TERMINATION
RIGHT SIDE VIEW**

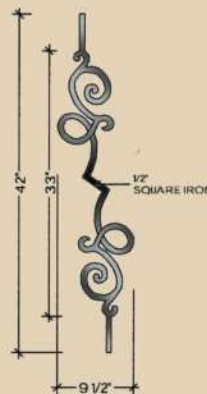


**RIGHT TERMINATION
LEFT SIDE VIEW**



C-3
TOP VIEW
FLAT

ALL RADIUS FROM 30° TO 20°-0'



E-3
TOP VIEW
FLAT

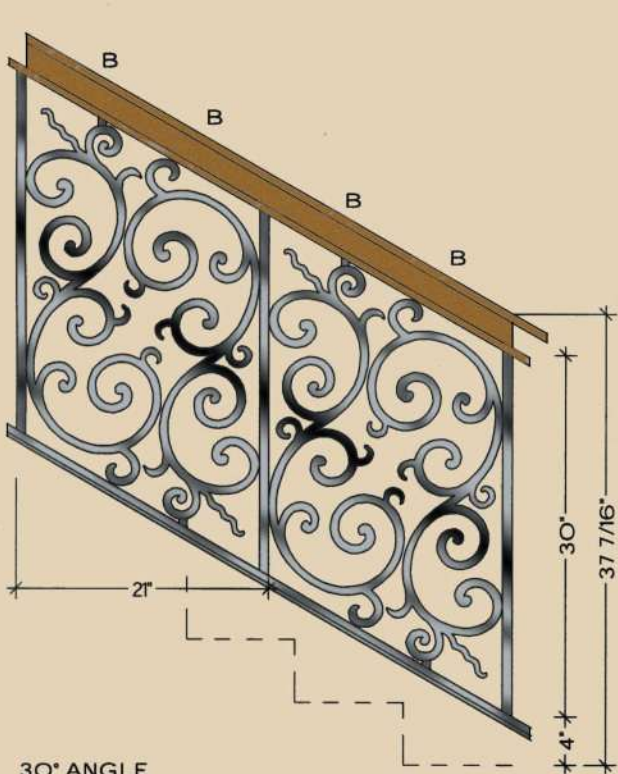
ALL RADIUS FROM 30° TO 20°-0'

Regency Railings

Milano

Scale: 3/4"=1'-0"

U.S. PATENT #5,820,111
U.S. PATENT #6,059,269



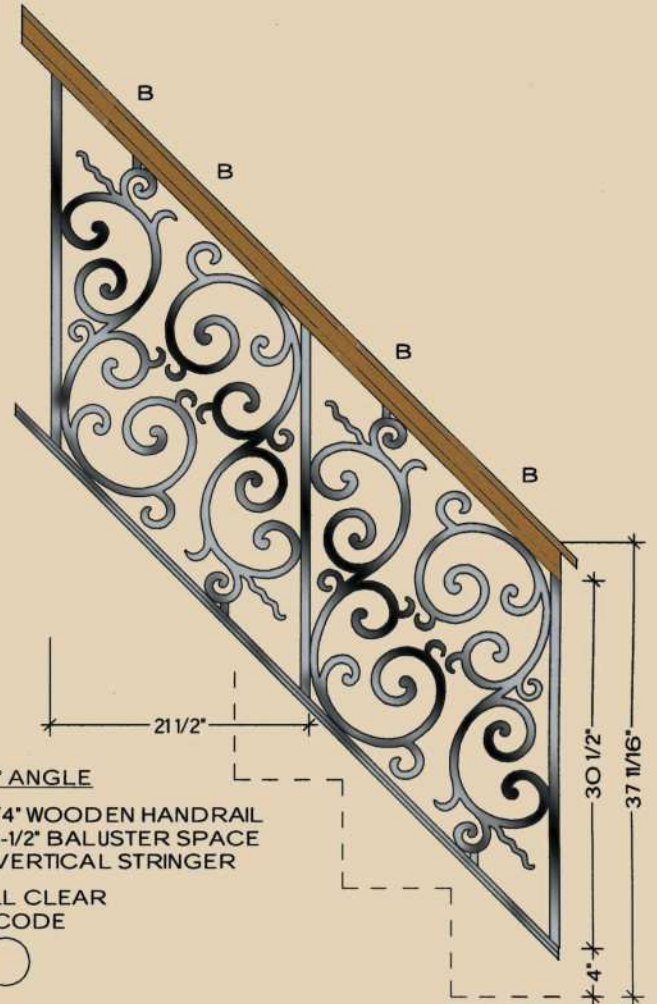
30° ANGLE

3" WOODEN HANDRAIL
30" BALUSTER SPACE
4" VERTICAL STRINGER

WILL CLEAR
4" CODE




***NOTE: THE MILANO LAYOUT
REQUIRES THE REMOVAL OF
SOME ATTACHED VERTICALS
AND REWELDING SCROLLS TO
PREVIOUS VERTICAL***



45° ANGLE

2-1/4" WOODEN HANDRAIL
30-1/2" BALUSTER SPACE
4" VERTICAL STRINGER

WILL CLEAR
4" CODE



BALCONY
3" WOODEN HANDRAIL
35" BALUSTER SPACE

WILL CLEAR
4" CODE

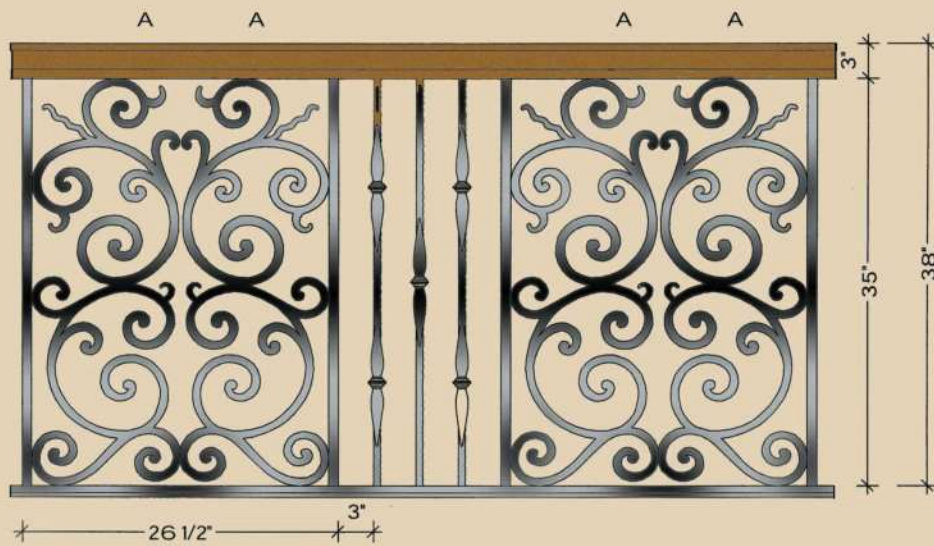
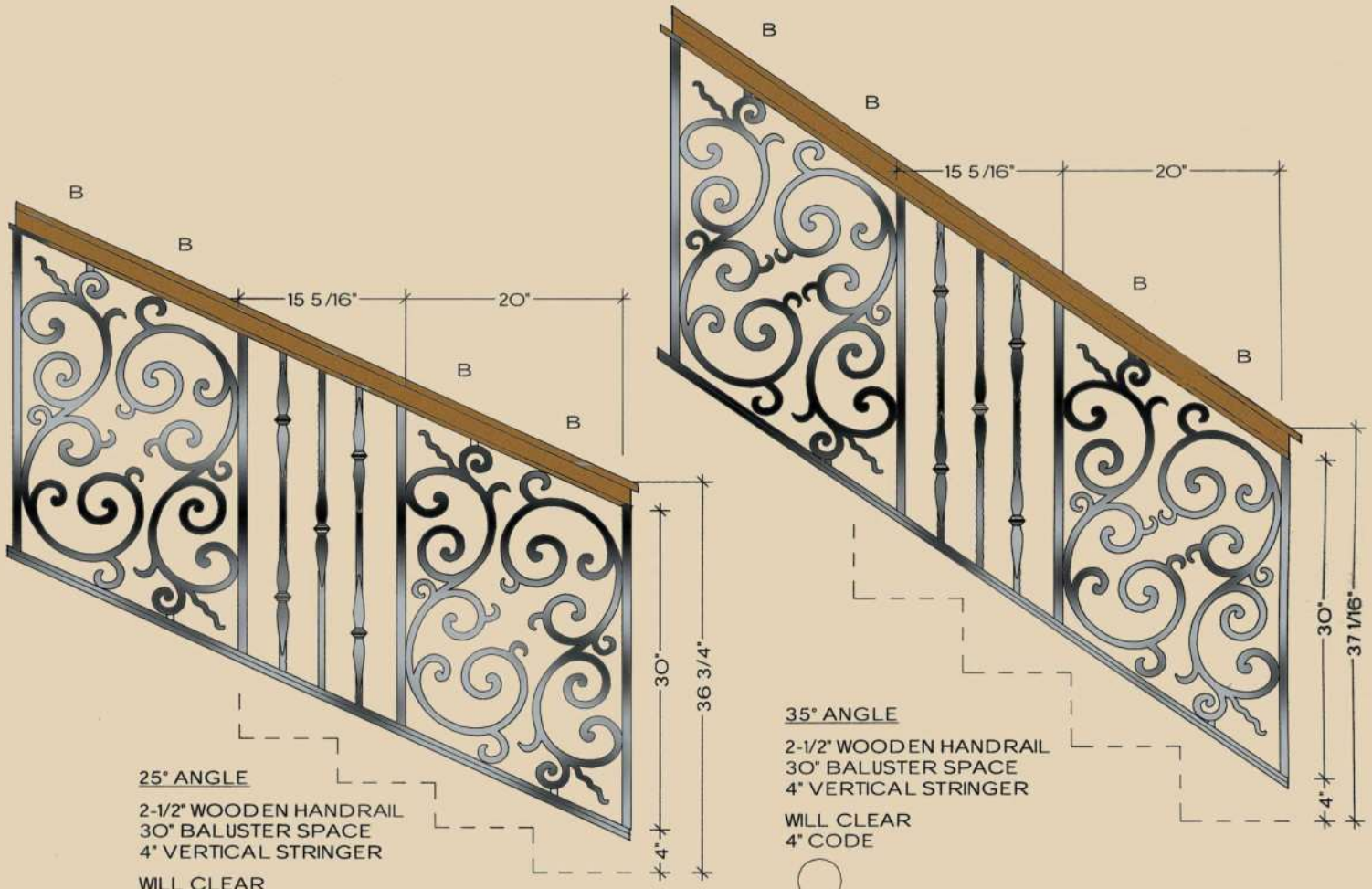


Regency Railings

Milano w/ verticals

Scale: 3/4"=1'-0"

U.S. PATENT #5,820,111
U.S. PATENT #6,059,269

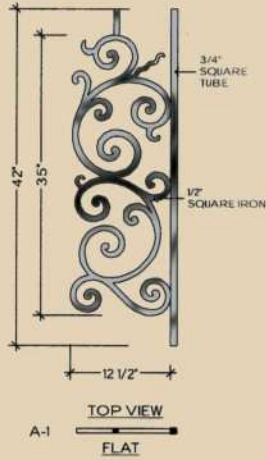


Regency Railings

Milano
Scale: 1/2"=1'-0"

U.S. PATENT #5,820,111
U.S. PATENT #6,059,269

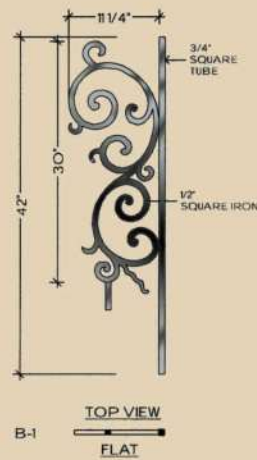
PIECE A
FITS LEVEL BALCONY OR LANDING



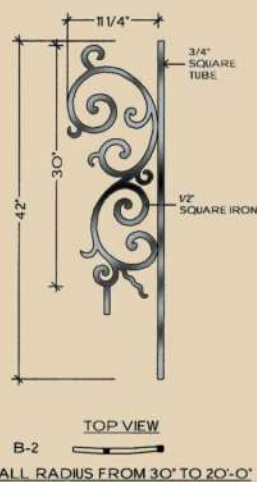
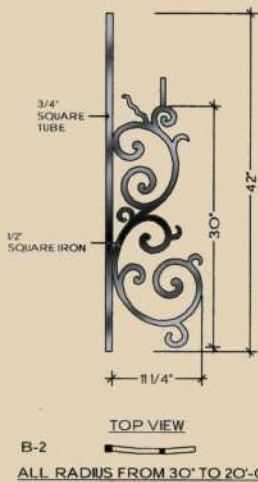
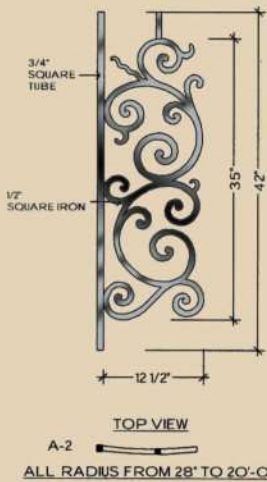
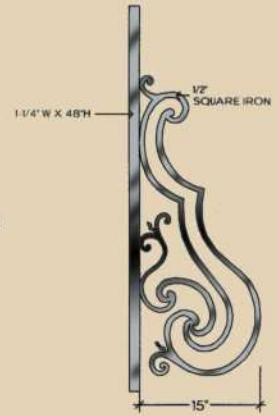
PIECE B
FITS ALL ANGLES UP TO 48°



PIECE B
FITS ALL ANGLES UP TO 48°



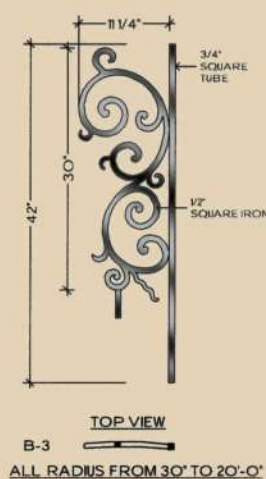
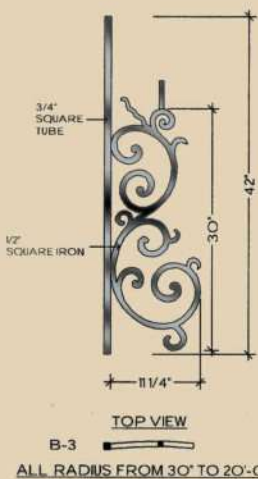
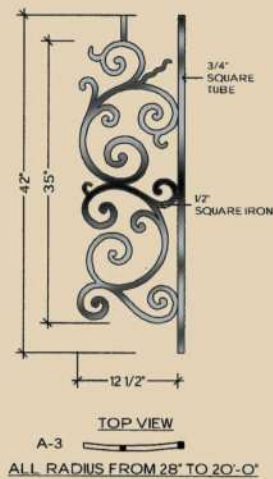
TERMINATION



**LEFT TERMINATION
RIGHT SIDE VIEW**



**RIGHT TERMINATION
LEFT SIDE VIEW**

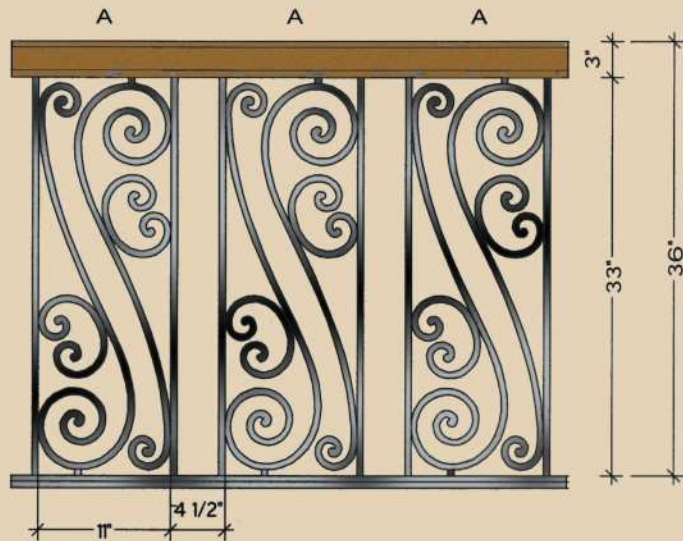
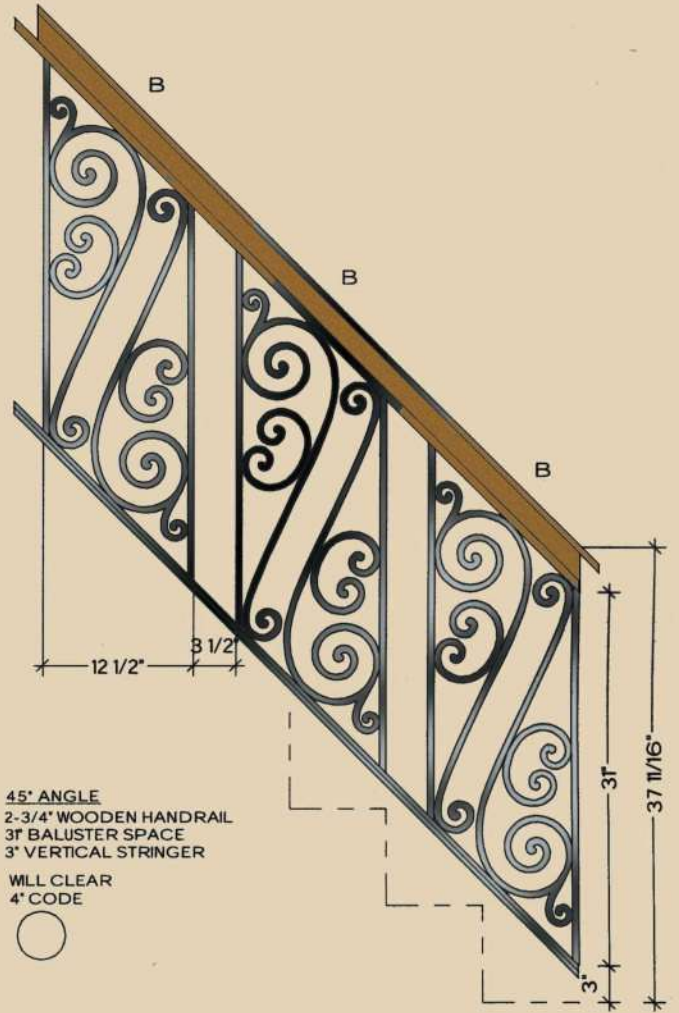
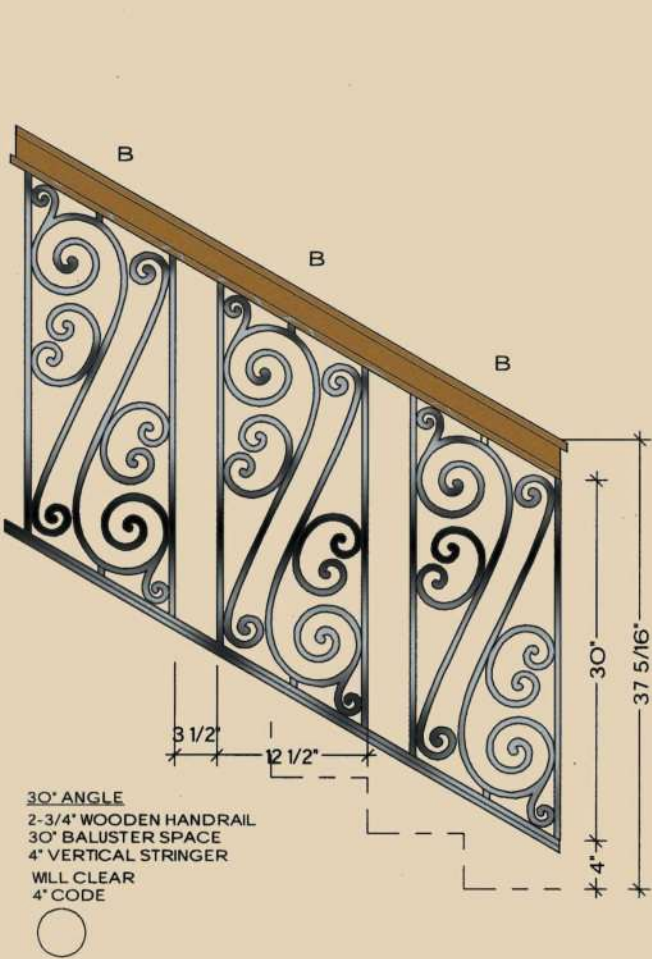


Regency Railings

Geno

SCALE: 3/4"=1'-0"

U.S. PATENT #5,820,111
U.S. PATENT #6,059,269



Regency Railings

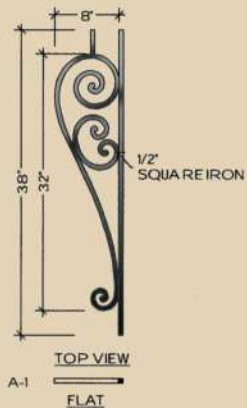
Geno

SCALE: 1/2"=1'-0"

U.S. PATENT #5,820,111

U.S. PATENT #6,059,269

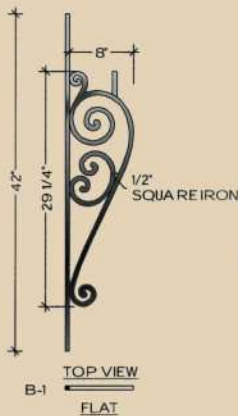
PIECE A
FITS LEVEL BALCONY
OR STRAIGHT RAILS



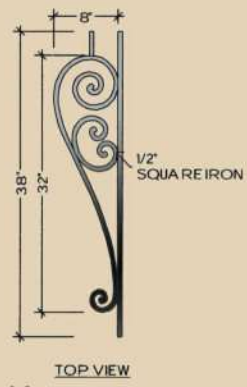
PIECE A
FITS LEVEL BALCONY
OR STRAIGHT RAILS



PIECE B
FITS ANGLES UP TO 48°



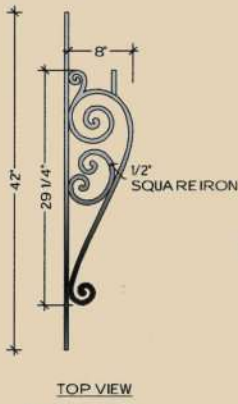
PIECE B
FITS ANGLES UP TO 48°



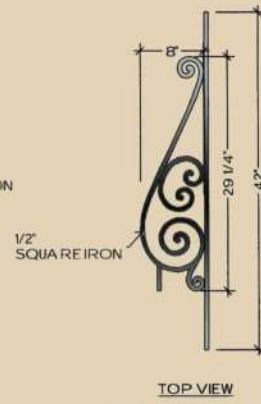
ALL RADIUS FROM 28" TO 20"-0"



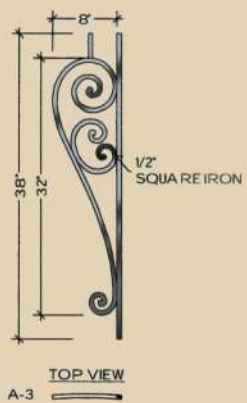
ALL RADIUS FROM 28" TO 20"-0"



ALL RADIUS FROM 28" TO 20"-0"



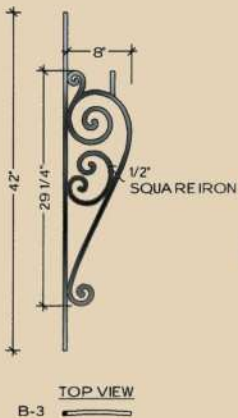
ALL RADIUS FROM 28" TO 20"-0"



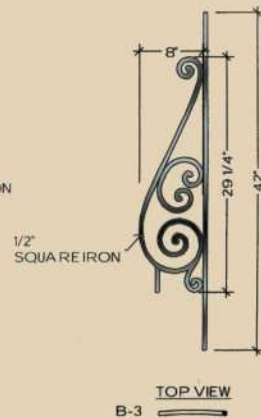
ALL RADIUS FROM 28" TO 20"-0"



ALL RADIUS FROM 28" TO 20"-0"



ALL RADIUS FROM 28" TO 20"-0"



ALL RADIUS FROM 28" TO 20"-0"

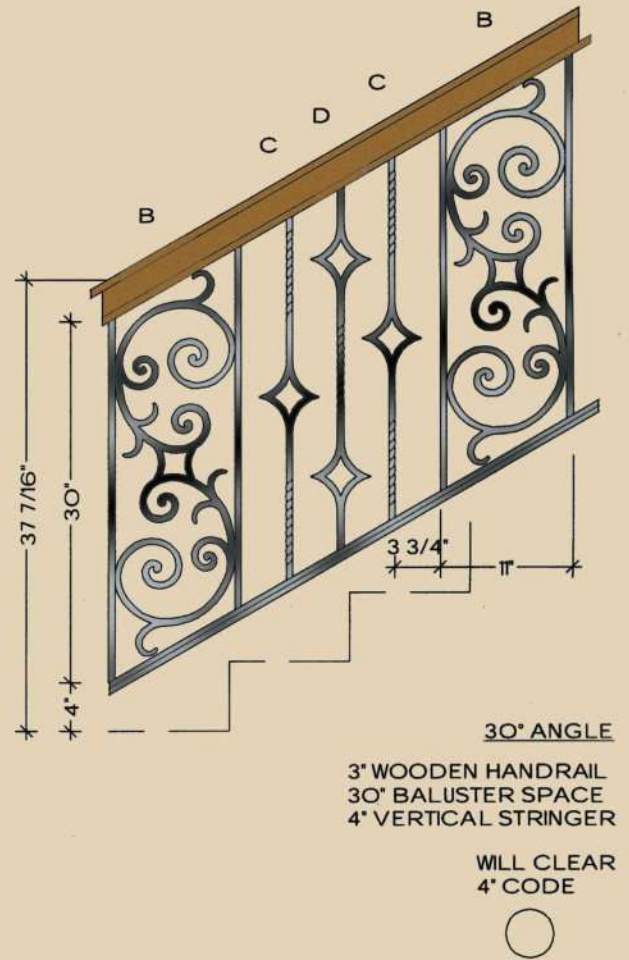
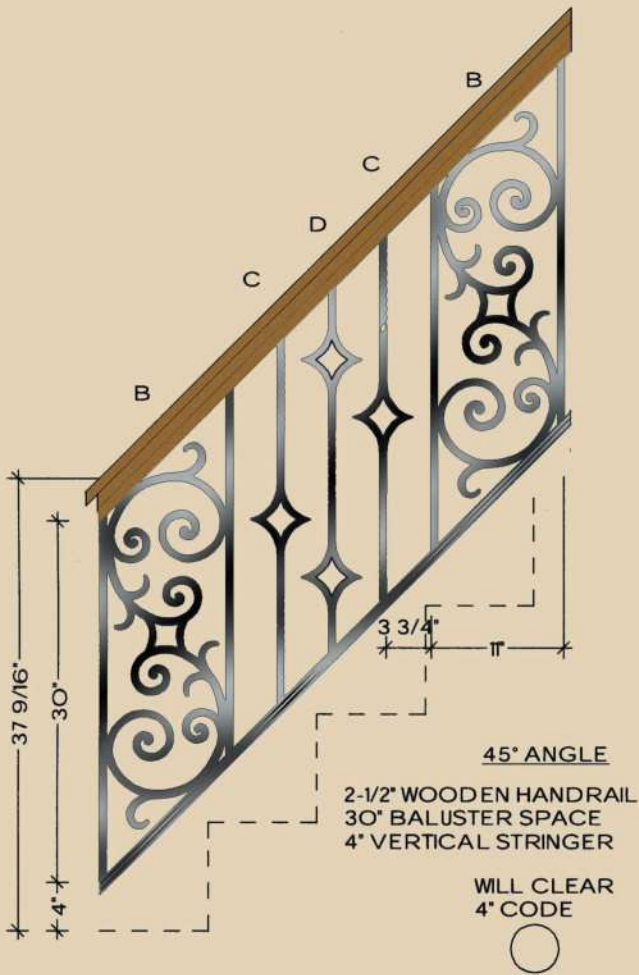


Regency Railings

Seville

Scale: 3/4"=1'-0"

U.S. PATENT #5,820,111
U.S. PATENT #6,059,269

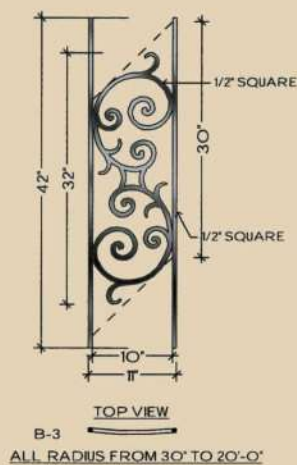
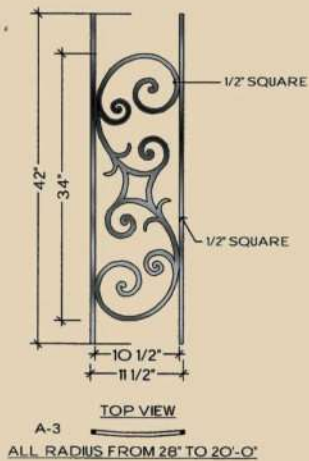
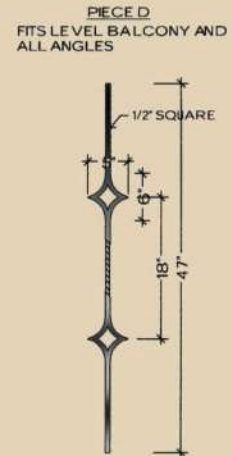
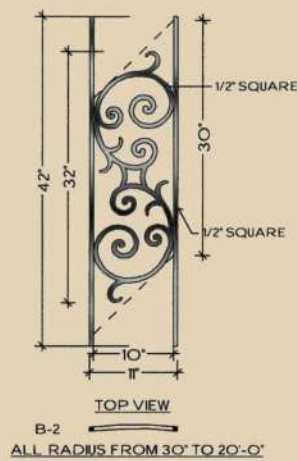
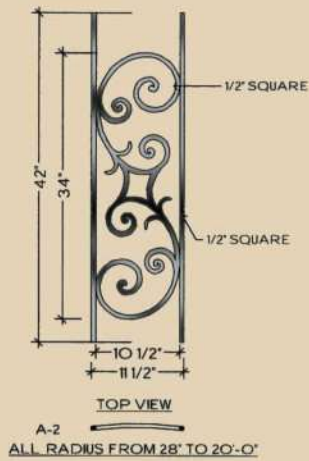
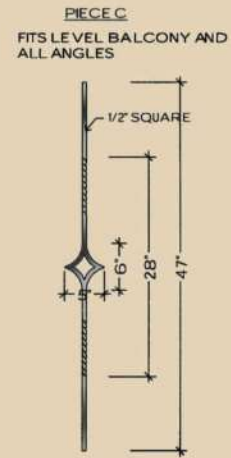
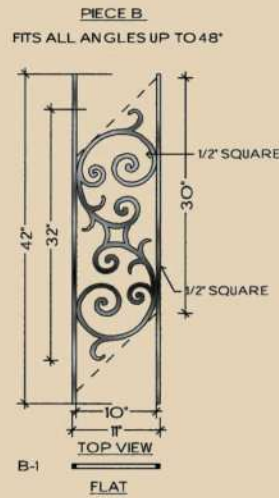
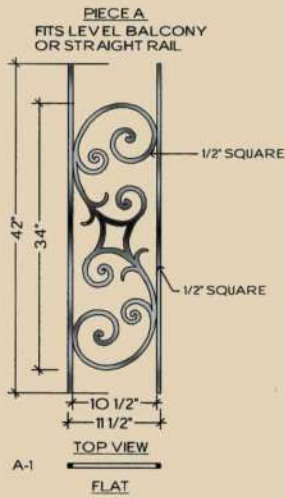


Regency Railings

Seville

Scale: 1/2"=1'-0"

U.S. PATENT #5,820,111
U.S. PATENT #6,059,269











U.S. Pat.
No. 7,594,643 B2
Windsor ©



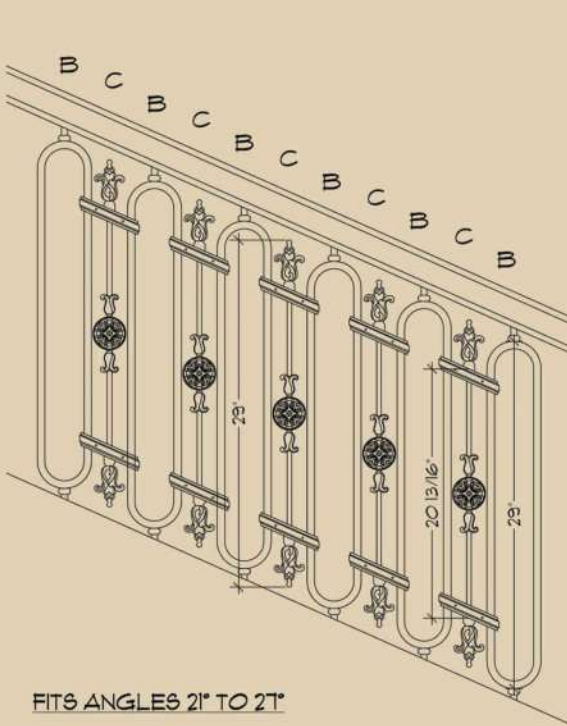
Regency Railings

Windsor I

Scale: 3/4"=1'-0"

© 1996

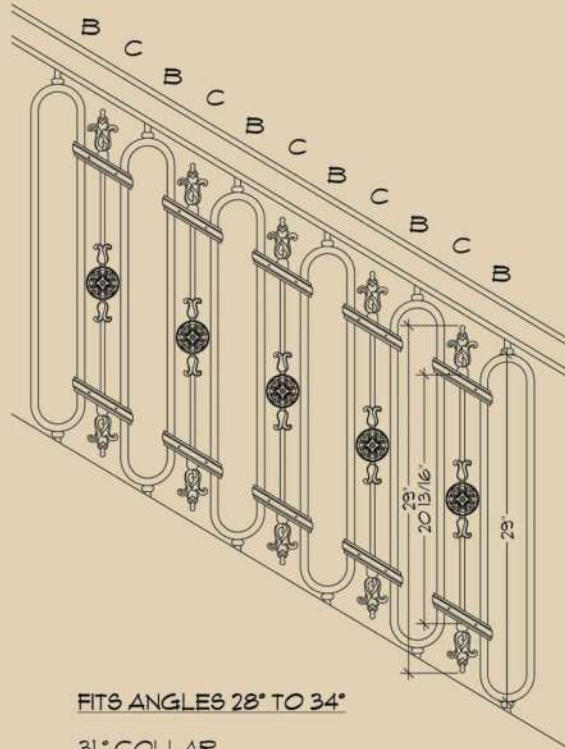
U.S. PATENT 7,594,643 B2



FITS ANGLES 21° TO 27°

24° COLLAR
24° ANGLE

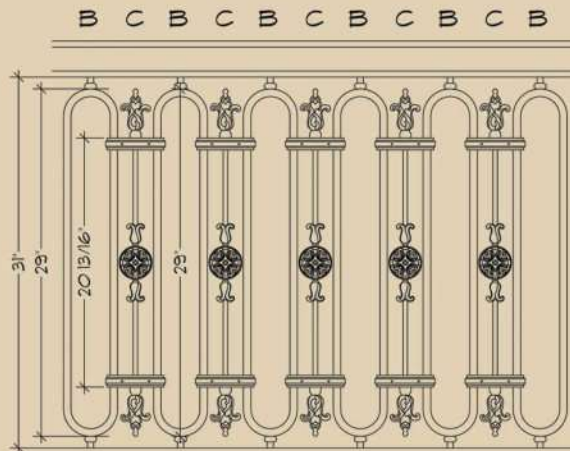
WILL CLEAR
4" CODE



FITS ANGLES 28° TO 34°

31° COLLAR
31° ANGLE

WILL CLEAR
4" CODE



BALCONY

3" WOODEN HANDRAIL
31" BALUSTER SPACE

WILL CLEAR
4" CODE



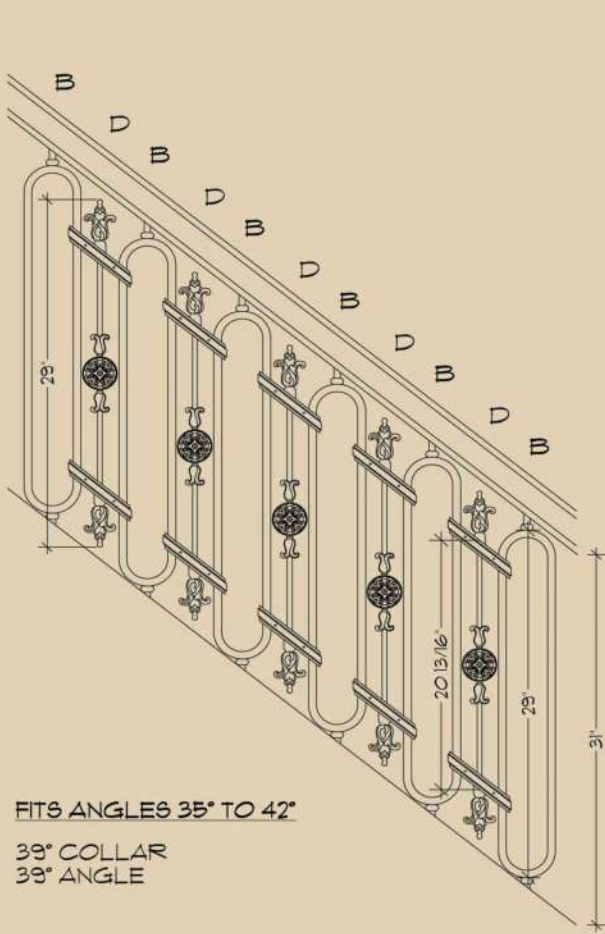
Regency Railings

Windsor I

Scale: 3/4"=1'-0"

© 1996

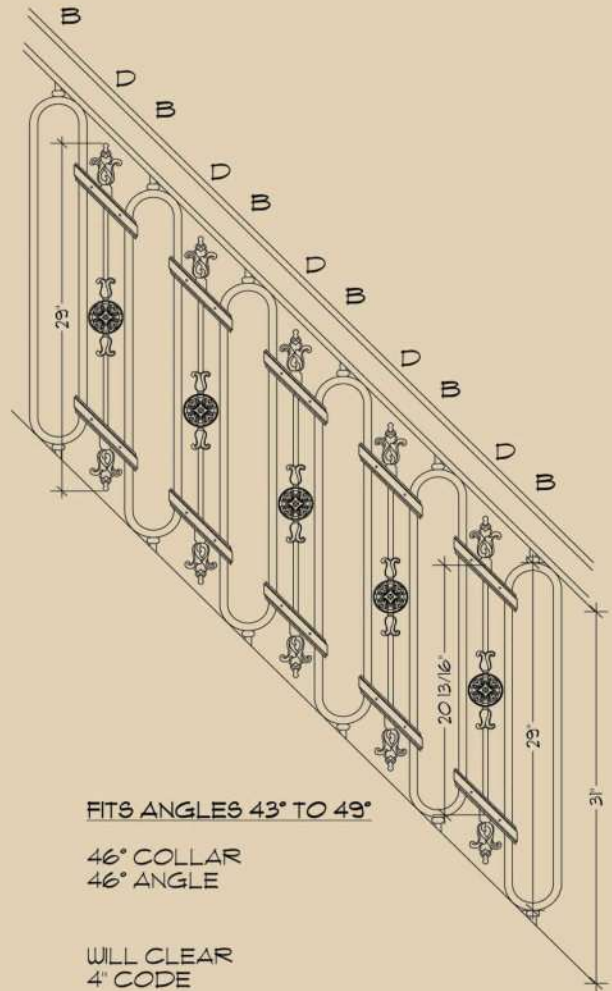
U.S. PATENT 7,594,643 B2



FITS ANGLES 35° TO 42°

39° COLLAR
39° ANGLE

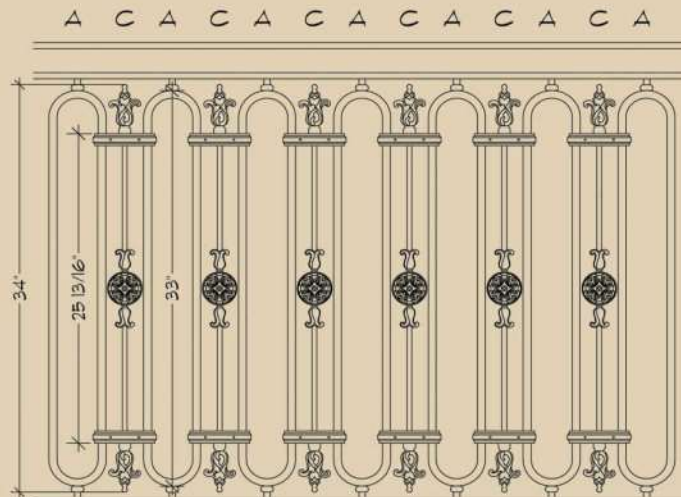
WILL CLEAR
4" CODE



FITS ANGLES 43° TO 49°

46° COLLAR
46° ANGLE

WILL CLEAR
4" CODE



BALCONY

3" WOODEN HANDRAIL
35" BALUSTER SPACE

WILL CLEAR
4" CODE



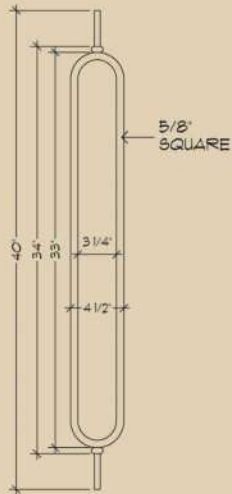
Regency Railings

Windsor I Hoops - "A" & "B"
Available in
Aluminum & Steel

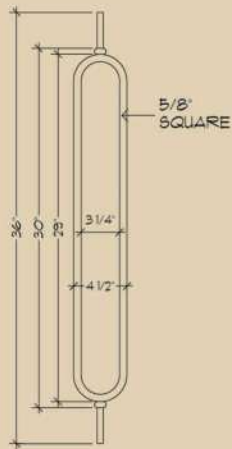
Windsor I
Scale: 3/4"=1'-0"

© 1996
U.S. PATENT 7,594,643 B2

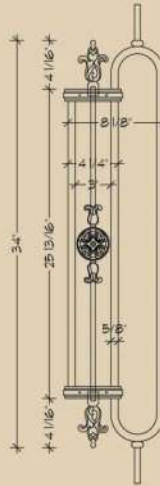
PIECE A



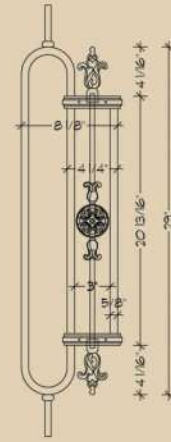
PIECE B



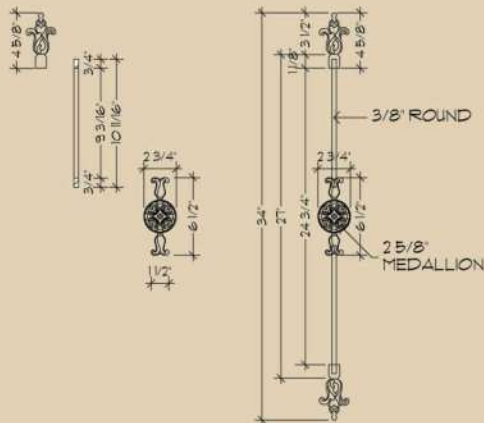
BALCONY
CONFIGURATION



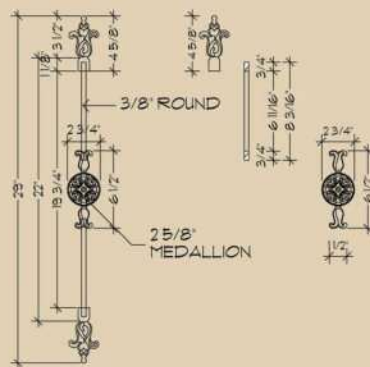
CONFIGURATION



PIECE C



PIECE D



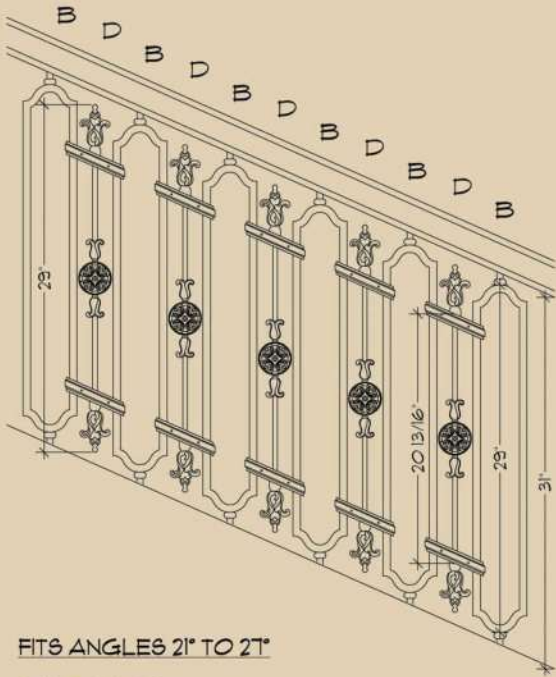
Regency Railings

Windsor II

Scale: 3/4"=1'-0"

© 1996

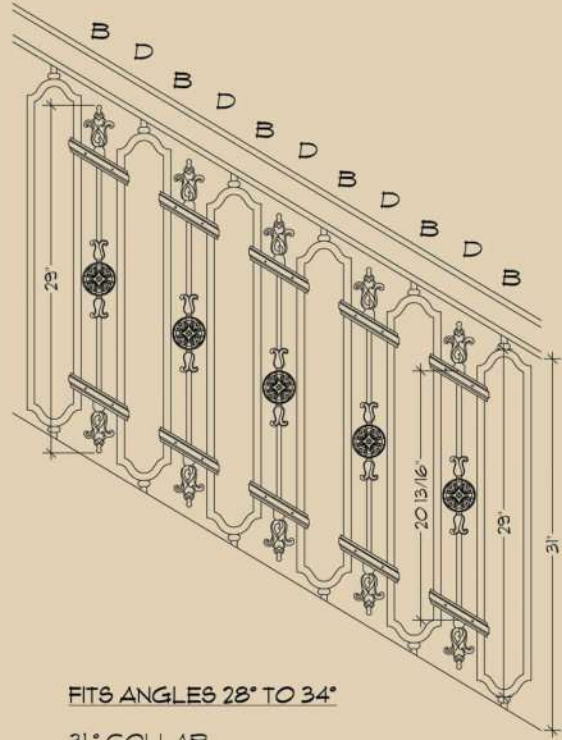
U.S. PATENT 7,594,643 B2



FITS ANGLES 21° TO 27°

24° COLLAR
24° ANGLE

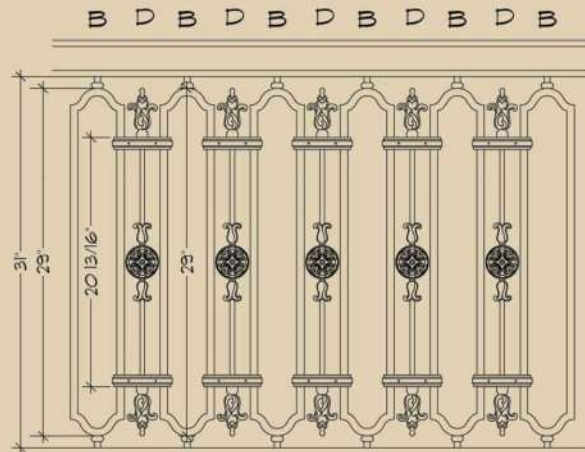
WILL CLEAR
4" CODE



FITS ANGLES 28° TO 34°

31° COLLAR
31° ANGLE

WILL CLEAR
4" CODE



BALCONY

3" WOODEN HANDRAIL
3" BALUSTER SPACE

WILL CLEAR
4" CODE



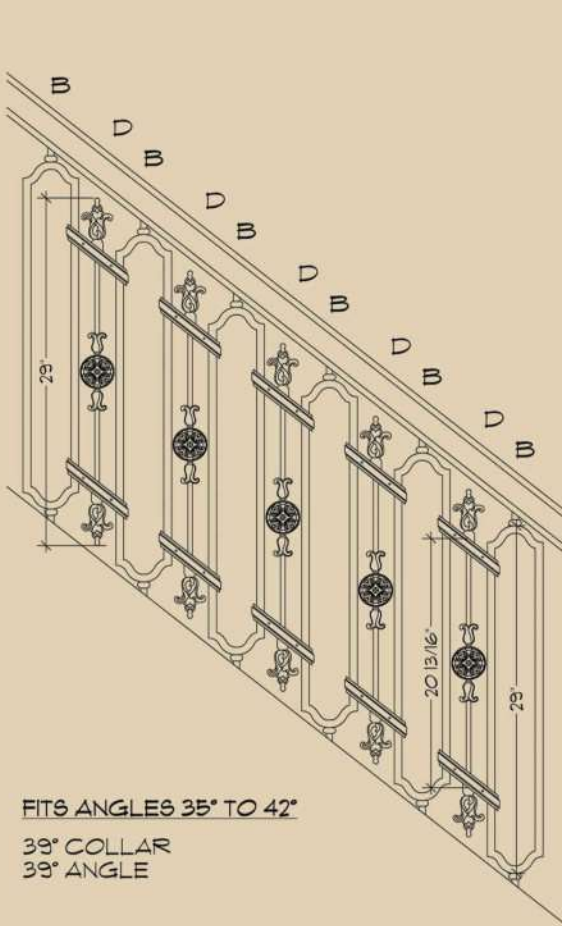
Regency Railings

Windsor II

Scale: 3/4"=1'-0"

© 1996

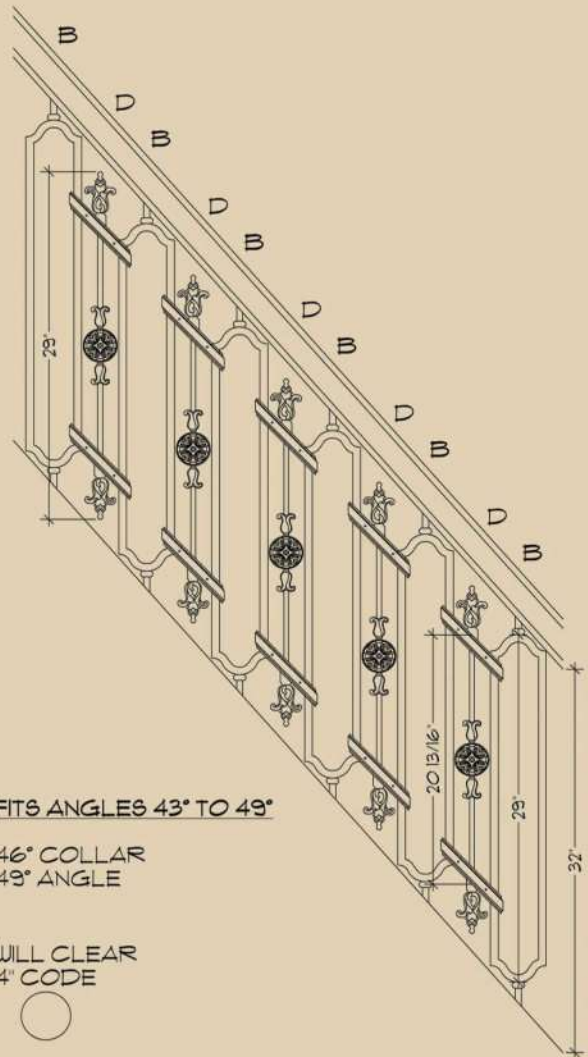
U.S. PATENT 7,594,643 B2



FITS ANGLES 35° TO 42°

39° COLLAR
39° ANGLE

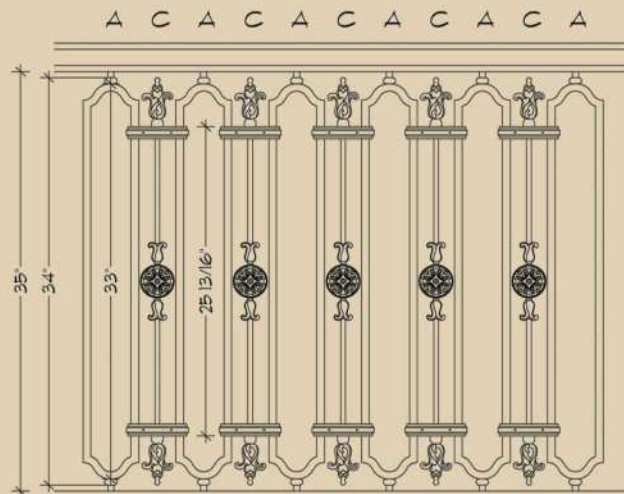
WILL CLEAR
4' CODE



FITS ANGLES 43° TO 49°

46° COLLAR
49° ANGLE

WILL CLEAR
4' CODE



BALCONY

3" WOODEN HANDRAIL
35" BALUSTER SPACE

WILL CLEAR
4' CODE



Regency Railings

Windsor II

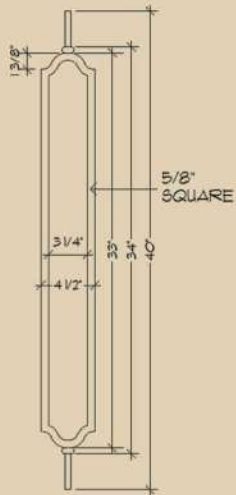
Scale: 3/4"=1'-0"

© 1996

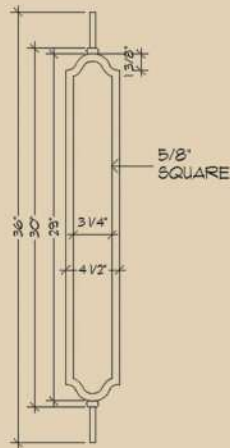
U.S. PATENT 7,594,643 B2

Windsor II Hoops
"A" & "B" Available in
Steel Only

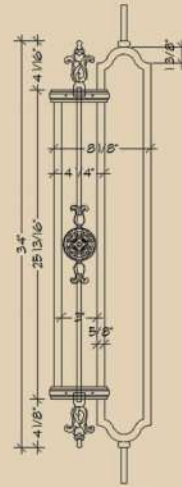
PIECE A



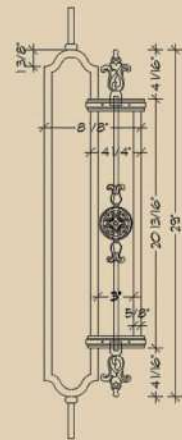
PIECE B



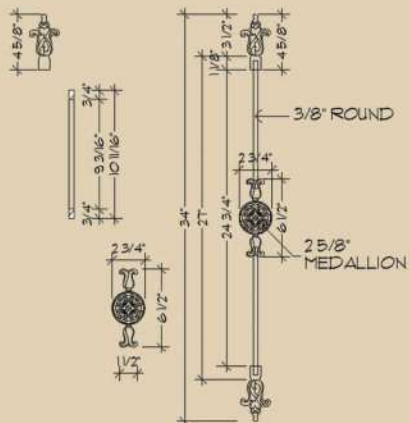
BALCONY
CONFIGURATION



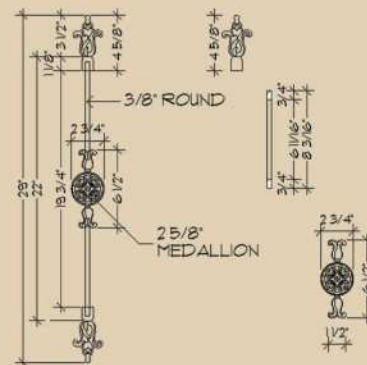
CONFIGURATION



PIECE C



PIECE D



INSTALLATION GUIDELINES

Regency Railings' prefabricated ornamental iron components can be installed on open stringer staircases using the same techniques developed by iron fabricators centuries ago. However, the following specifications and guidelines offer an alternative for the need of fabricating an iron framework and welding decorative components between that framework.

Closed Stringer Specifications

Construct a secure knee wall in accordance with the trim specifications. Remember, this wall will be the base for the balustrade system to sit on. In most installations the top cap of the knee wall should be a maximum of 4" vertical from nose of tread or 4" above the landing floor. However, 3-3/4" is preferred to allow for any variances that may occur. Always check your specific application in the line drawings to determine the correct maximum height.

Baluster Space Requirements

All Regency Railings designs require a specific baluster space for staircases and level railings. The most common baluster space required for inclines is 30" or 31". However, some designs do change with the degree of inclination and you must always check your specific application to determine the correct baluster space required before you begin. The level rail baluster space requirements are different depending upon the design and range from 32" to 38".

Handrail Specifications

Since baluster space requirements can change depending upon the design and or the degree of incline, do not set the wooden handrail until all components are installed into the kneewall. Installing the handrail prior to inserting the components will make the process more difficult or even impossible.



DISTRIBUTED BY

Regency Railings

183 Cole Street • Dallas, TX 75207
Ph. 214.742.9408 • Fax 214.742.9402
www.regencyrailings.com